

तार का पता: "मिनीस्टील"

Telegraphic Address : "MINISTEEL"

सं 26016/7/2012 सा प्रशा



सं० _____

No. _____

भारत सरकार
GOVERNMENT OF INDIA
इस्पात मंत्रालय
MINISTRY OF STEEL
उद्योग भवन
UDYOG BHAWAN

नई दिल्ली-110107

New Delhi-110107

दिनांक 15/03/2012

सेवा में,

संलग्न सूची के अनुसार

विषय :- इस्पात मंत्रालय में स्टाफ कारों / मोटर साइकिल की मरम्मत एवं रखरखाव के लिए वार्षिक अनुबंध के लिए मुहरबंद निविदाएं आमंत्रित करना ।

महोदय,

अधोहस्ताक्षरी को इस्पात मंत्रालय में स्टाफ कारों की मरम्मत एवं रखरखाव के लिए वार्षिक अनुबंध के लिए मुहरबंद निविदाएं आमंत्रित करने का निदेश हुआ है । मंत्रालय द्वारा स्टाफ कारों में कराए जाने वाले संभावित कार्यों की सूची जिनकी दरे दी जानी है इस पत्र के साथ संलग्न है । अगर आपकी फर्म इस कार्य के निष्पादन की इच्छुक है तो अपनी निविदा मुहरबंद लिफाफे में दिनांक 29/03/ 2012 दोपहर 11.00 बजे तक गेट नं 1 के पास स्वागत कक्ष पर रखे हुवे निविदा बाक्स में डाल दे। निविदा के साथ Pay and Accounts Officer, Ministry of Steel के नाम से देय रूप 10000/- का डिमांड ड्राफ्ट लगाया जाना आवश्यक है अन्यथा निविदा पर विचार नहीं किया जाएगा। निविदाएं आवेदक फर्मों के इच्छुक उपस्थित प्राधिकृत प्रतिनिधियों की उपस्थिति में उसी दिन अर्थात दिनांक 29/03/ 2012 को ही दोपहर 11.30 बजे कमरा नं 64 में खोली जाएगी ।

2. इस्पात मंत्रालय में सक्षम प्राधिकारी के पास बिना कोई कारण बताए किसी भी निविदा को स्वीकार अथवा अस्वीकार करने का अधिकार सुरक्षित है ।


भवदीय

(सुरेन्द्र कुमार गुप्ता)
अवर सचिव
दूरभाष 2306 1243

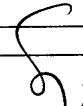
Rate List for the period

LIST OF Items


Sl.No.	Items Description	Rate
1	Cylinder head – remove & Refit, new gasket replacing including tappet adjusting, Machine Jobs extra	
2	Removing cylinder head replacing push guides, grinding in valves, bleeding complete system, machine Job extra	
3	Replacing diesel filter and bleeding fuel system	
4	Removing F.I. Pump, nozzle and sending for re-calibration	
5	Check valve timings and adjusting tappets	
5A	Check valve timings and adjusting tappets HM+	
6	Replace fuel lift pump and bleeding fuel system	
7	Overhauling fuel lift pump and bleeding fuel system	
8	Overhauling clutch after removing and refitting engine & bleeding complete fuel system	
9	Removing fuel tank for cleaning and refitting, bleeding of complete fuel system	
10	Attending to main bearing oil leakage by crank & block rectification	
10A	Attending to main bearing oil leakage by cap rectification only	
11	Overhauling rear suspension (Trekker only)	
12	Tunning up engine including replacing fuel filters, torquing cylinder head Nuts & Bolt	
13	Overhauling Gear Box	
14	Attending to F.I. Pump oil leakage and bleeding complete fuel system	
14A	Attending to F.I. Pump oil leakage and bleeding complete fuel system. HM +	
15	Removing and checking heater plugs	
16	Replacing engine stop cable	
17	Clutch overhauling (when engine is out)	
18	Engine remove and refit	
20	Engine remove & refit with AC	
21	Clutch overhauling with AC fitted	
22	Removing F.I. Pump, adjusting or replacing drive shaft, resetting timing and bleeding complete system	
22A	Removing F.I.P., re-setting timing and bleeding complete fuel system	
23	Removing and replacing cam shaft	
23A	Removing and replacing cam shaft HM+	
24	Removing exhaust and inlet manifold for checking Push guides (Tappets) and refitting	
25	Repairing silencer leakage and change muffler	
26	Top overhauling engine and bleeding complete fuel system	
27	Attending to leakage of fuel return nozzle pipe (each)	
28	Attending to side plate leakage	
29	F.I. Pump solenoid switch change	
30	Overhauling engine	
31	Self Starter overhauling	
32	Dynamo overhauling	


सुरेन्द्र कुमार गुप्ता/S. K. GUPTA
अवर सचिव/Under Secretary
इस्पात मंत्रालय/Ministry of Steel
भारत सरकार/Govt. of India
नई दिल्ली/New Delhi


32A	Alternator overhauling	
33	Crank PULLEY change, Timming cover seal change	
34	Crank PULLEY change, Timming cover seal change HM+	
35	Crank PULLEY change, Timming cover seal change HM+with AC	
36	Engine setting for Pollution Control	
37	Injectors – Re calibration	
38	Conversion of Petrol to DSL with HM engine	
	SERVICING	
1.	Servicing and Lubrication only	
1A	Servicing and including RPM setting, clutch adjust, change of fuel filter, tightening of nuts & bolt and fan belt adjustment	
2	Dry Servicing & Lubrication	
3	Greasing only	
4	Rubbing and Polishing	
5	Polishing only	
6	Rubbing only	
7	Replacing oil filter element and engine oil change	
8	Top wash	
9	Washing seats and doors only	
10	Top and under washing only	
11	Rubberizing	
	ENGINE	
1.	Engine assy, removing and refitting	
1A	Engine assy, removing and refitting with AC	
2	Compression test	
3	Cylinder head gasket remove and refit including tappet adjustment	
4	Replacing Cylinder head, valve grinding & top adjustment	
5	Decarbonising engine and tuning (machine job extra)	
6	Replacing piston rings or piston assly, checking connecting rod alignment and engine tuning (machine job extra)	
7	Petrol engine overhaul or replace cylinder block including engine remove and refit (machine job extra)	
8	Replacing cylinder block water jacket plugs (each) engine assy, removing extra as per items no.1	
8A	Replacing cyl. Block water jacket Plug after removing timing belt	
9	Replacing fly wheel ring gear	
10	Replacing fly wheel ring gear with AC	
11	Remaking carburetor butterfly	
12	Adjusting tappets	
12	Grinding rocker arms	
A		
13	Rocker shaft remove change part, and refit including tappet adjustment (machine job extra)	
14	Oil pressure relief valve remove cleaning, adjustment and refit	
15	Replacing half engine assy. And overhauling cylinder head (Recheck of half engine assy)	
16	Replacing the acceletor cable	
17	Replacing timming cover oil seal and packing	


S. K. GUPTA
 Under Secretary
 इस्पात मंत्रालय / Ministry of Steel
 भारत सरकार / Govt. of India
 नई दिल्ली / New Delhi


17A	Replacing timing cover oil seal and packing with AC	
18	Oil sump remove and refit (+ item No.1)	
18A	Pre Chamber Change	
19	Replacing timming chain, gear and adjuster	
19A	Replacing timming chain with AC	
20	Replace fan belt	
20A	Replace fan belt with AC	
21	Engine tuning including adjustment of Tappets & distributor C.P. point, spark plug cleaning, fuel filter change and carburetor adjustment	
22	Replace engine back plate packing	
23	Replace tappets (push guides)	
23A	Replace valve Rocket Arm including Tappet adjusting	
24	Fuel pump overhauling	
25	Fuel pump replacing	
26	Replacing choke/(Accelerator wire)	
27	Replacing fuel pump gasket	
28	Carburetor cleaning & adjustment	
29	Distributor cleaning & adjustment	
30	Replacing distributor H.T. cable	
31	Spark plug cleaning, replacing & adjusting gaps	
32	Replacing manifold gasket	
33	Replacing engine front plate gasket	
33B	Replacing engine front plate gasket with AC	
34	Replacement cam shaft	
35	Attending to oil not reaching rocket shaft	
36	Con. Rod bearing remove, replace, adj. & refit without removing cr. Shaft	
37	Main bearing remove/replace adj. (machine job extra)	
38	Replace side cover Packing	
39	Checking fuel average with one liter petrol extra	
40	Replacing water Pump bearing	
41	Replacing crank shaft pulley	
42	Replacing crank shaft pulley with AC	
43	Oil pump removing checking or replacing	
44	Replace water pump assy or gasket	
45	Replace engine foundation each	
46	Removing and refitting radiator	
47	Cleaning radiator after removing top bottom tanks	
48	Replace radiator Hose pipe (each)	
49	Replace fan Blade	
50	Replace oil pressure pipe	
51	Replace oil pressure Benzo pipe	
52	Replacing Tappet cover packing	
53	Replacing fuel filter	
54	Replacing spark plugs	
55	Carburetor O/H, setting engine RPM with Tachometer & spark plug clean	
56	RPM setting with Tachometer	
57	Radiator cleaning only	
58	Replacing water Elbow	
59	Replacing Ignition coil	


सुरेन्द्र कुमार गुप्ता/S. K. GUPTA
अवर सचिव/Under Secretary
इस्पात मंत्रालय/Ministry of Steel
भारत सरकार/Govt. of India
नई दिल्ली/New Delhi


60	Replacing front crank oil seal	
61	Replacing from plate gasket	
62	Replacing cam shaft oil seal	
63	Replacing pump oil seal	
64	A/C compressor remove & refit	
65	Oil filter leaking	
66	Fitting of coolant Bottle	
67	Rear main oil leakage modification	
68	Radiator shield opening / fitting repair straightway welding	
69	Radiator Repair Soldering	
70	Coolent Per Litre	
71	Coolent Bottle Kit	
	BREAKS	
1	Adjust brake pedal	
2	Adjust Hand brake	
3	Overhauling master cylinder, bleeding & adjustment of brakes	
4	Replace hand brake cable	
5	Overhaul front wheel Cylinder & bleeding (each)	
6	Overhaul rear wheel cylinder & bleeding (each)	
7	Overhaul all four wheel Cylinders and bleeding & adjustment	
8	Replace front brake lining set/Pads/Callipar O/H (lathe job extra)	
9	Replace stop light switch	
10	Overhaul brake system (Lathe job for drum Turning extra)	
11	Replace rear brake lining set (Lathe job for drum turning extra)	
12	Replace Front and rear Brake lining (complete set)	
13	Replace brake hose and bleeding (one)	
14	Bleeding complete system and adjusting brakes	
15	Replace rear brake drums and adjust brakes	
16	Replace front brake drums and adjusting brakes	
17	Replace front brake pipe, bleeding and adjusting (Metal pipe)	
18	Replace rear brake pipe bleeding & adjusting	
19	Fitting power brakes, bleeding & adjusting brakes	
20	Replace brake Booster	
21	Wash, clean and adjust brakes	
22	Replace front wheel oil seal (each)	
23	Replace Brake oil & bleeding brakes	
24	Change hand brake lever	
25	Replace master – cylinder assy	
26	Replace Greasing front wheel Bearings (both)	
27	Rear Right Wheel Brake	
	CLUTCH	
1	Adjust clutch free travel	
2	Replace clutch and brake pedal shaft bushes	
3	Clutch overhaul (Lathe job extra)	
4	Clutch O/H with Ac.	
5	Overhaul/Replace clutch plate assly/facing when engine assy is out (Lathe job extra)	
6	Replace clutch adjusting rod	
7	Replace clutch carbon & bearing	


सुरेन्द्र कुमार गुप्ता/S. K. GUPTA
अवर सचिव/Under Secretary
इस्पात मंत्रालय/Ministry of Steel
भारत सरकार/Govt. of India
नई दिल्ली/New Delhi


8	Replace pressure plate adjusting fingers	
9	Replace clutch housing cross member	
10	Replace clutch housing shaft/bush (machine job extra)	
11	Replace clutch housing Shaft bush fitted with Ac.	
12	Change clutch cable	
	STEERING	
1	Remove and refit steering assy	
2	Replace steering wheel	
3	Steering O/H (lathe job extra)	
4	Replace top and bottom felt/column bush	
5	Replace steering boot (each) and set Toe-in	
6	Replace tie rod end (each) & set (toe-in)	
7	Replace ball joint & set (toe in) old Model	
8	Replace ball Joint and set Toe-in (New Nova)	
9	Replace column boot	
10	Replace steering column bracket support assy	
11	Replace steering column outer	
12	Replace steering column tube	
12A	Replace steering column Bearing	
13	Welding steering support bracket (on chasis)	
14	Adjust steering	
15	Welding Front shocker plate (each)	
16	Welding rear shocker floor plate under petrol tank (Petrol Tank Remove & Refit)	
17	Replace steering coupling	
18	Replace steering lock	
19	Replace Intermediate shaft	
20	Replace steering control rod	
21	Tyre Balancing (each) weight extra	
	POWER STEERING	
1	Replace Hyd. Pump hoses	
2	Replace Hyd. Pump	
3	Fitting New Power steering	
	SUSPENSION	
1.	Complete front suspension O/H (lathe job extra)	
2	Front suspension adjustment	
3	Replace Complete rubber bush kit (Front & rear) with Wheel alignment	
4	Replace rear spring assembly (one side)	
5	Replace tie bar bush/jumping rod bush (one side)	
6	Remove one Shock absorber and Replace worn out Bush (each)	
7	Replace rear Suspension bushes	
8	Re-cambering both rear spring fitting extra leaf	
9	Remove and refit front wheel oil seal/bearing (one side)	
10	Remove and refit front wheel oil seal/bearing (both side)	
11	Replace torsion bar (one side)	
12	Replace rear road spring U bolt (each side)	
13	Resetting torsion bar Height (each)	
14	Checking and resetting Camber caster & toe - in	
15	Replace front suspension spring (each)	
16	Replace front stabliser bar	


सुरेन्द्र कुमार गुप्ता/S. K. GUPTA
अवर सचिव/Under Secretary
इस्पात मंत्रालय/Ministry of Steel
भारत सरकार/Ministry of Steel
नई दिल्ली/India


16A	Replace stabliser link (each)	
16B	Adjusting toe-in	
17	Replace Upper Arm Ball joint (each)	
17A	Replace Lower Arm Ball Joint	
18	Replace rear Upper Arm bushes	
19	Replace front suspension lower arm (one side)	
20	Replace Panthe Rod	
21	Replace Rear lower arm	
22	Replace upper arm	
23	Adjust front height with spacers	
23b	Adjust Rear height with spacers	
	REAR AXLE	
1	Remove and refit rear axle assembly	
2	Differential overhauling	
3	Replace pinion oil seal and torque pinion nut to specifications	
4	Replace rear axle shaft (one side)	
5	Replace differential gasket	
6	Replace rear axle shaft broken inside differential	
7	Replace rear axle bearing (one side)	
8	Replace rear axle oil seal (one side)	
9	Replace differential pins on Axle tube (each side) parts extra	
10	Replace rear brake drums	
	PROPELLER SHAFT	
1	Remove and refit propeller shaft	
2	Propeller shaft O/H	
2A	Propeller shaft U.J. change each	
3	Replace propeller shaft splined yoke (Lathe job extra)	
4	Replace propeller shaft rubber coupling	
	EXHAUST SYSTEM	
1	Remove & refit exhaust pipe front	
2	Attending to exhaust leakage from clamp to manifold	
3	Remove/refit new muffler & welding with pipe	
4	Remove/repair muffler assy & baffle plate (including welding)	
5	Replace tail pipe	
6	Replace silencer pipe bracket (each)	
7	Re-aligning exhaust pipe assy	
8	Replacing complete silencer assy. Muffler with tail pipe, front pipe	
9	Replacing rear silencer muffler	
10	Replacing both mufflers and U pipe	
	FUEL TANK	
1	Remove clean and refit fuel tank	
2	Replace fuel tank Gauge unit	
3	Replace petrol tank harboard cover	
4	Replace fuel tank hose	
5	Replace petrol flexible pipe (each)	
6	Replace petrol flexible pipe New model	
7	Removing and refitting petrol tank main line	
8	Replace fuel filter	
9	Replace rear seat hard board	


 सुरेंद्र कुमार गुप्ता/S. K. GUPTA
 अवर सचिव/Under Secretary
 इस्पात मंत्रालय/Ministry of Steel
 भारत सरकार/Govt of India
 नई दिल्ली, New Delhi


GEAR BOX	
1	Gear box assy remove and refit
2	Gear box assy overhaul
3	Replace front oil sear (including engine remove and refit)
4	Replace rear oil seal
5	Replace side cover packing and seal
6	Replace gear box foundations both
7	Replace Gear lever
8	Replace gear linkage ball joint each
9	Replace gear box Cross Member and Aligning
10	Replace gear box speedometer drive gear/seal
11	Adjusting gear and linkage
12	Replacing gear box packing
13	Attending to vibration
14	Replace Gear Box centre cross member & Re-Aligning
15	Conversion to floor shift gear
16	Overhaul gear Linkages
17	Replace gear plate
18	Replace steady bush (5 th Mounting)
19	Replace speedometer drive gear (inside gear box)
20	Replace gear control rod or pivot braket
21	Replace gear lever raxine boot
ELECTRICAL	
1	Dynamo/Alternator O/H (lathe job extra)
2	Remove and refit Dynamo/ Alternator assy & adjusting fan belt
3	Remove & refit new Dynamo/Alternator pulley
4	Re-adjusting regulator (Cut-Out)
5	Replace voltage regulator
6	Testing and checking battery and re-charging
7	Self starter overhaul (lathe job extra)
8	Remove & refit Self starter
9	Replace horn
10	Head light focusing
11	Dash board meters (each replacing cluster assy)
12	Checking all lights (cluster remove & refit)
13	Replace head light bulb (each)
14	Replace side and tail light bulb (each)
15	Replace dash board bulb (each)
16	Replace stop light switch
17	Replace flasher unit/horn relay (each)
18	Horn ring assy overhaul (lathe job extra)
19	Change complete wiring
20	Change front wiring
21	Change rear wiring
22	Change speedometer
23	Tune up horn (each)
24	Coolant system fitting
25	Wipper spray system fitting (New)
26	Replace speedometer cable
27	Replace combination switch
28	Replace H.L. beam


S. K. GUPTA
 Under Secretary
 इस्पात मंत्रालय / Ministry of Steel
 भारत सरकार / Govt. of India
 नई दिल्ली / New Delhi

29	Replace H.L. glass	
30	Replace tail light assy	
31	Replace Tail light Glass	
32	Change wiper blade one	
33	Door switch change	
34	Roof light assy change	
35	Fuse box change	
36	Horn pad change	
37	Horn relay change	
38	Solonoid switch change	
39	H.L. switch change	
40	H.L. GLX new fitting with cutout	
41	Replace wiper motor (DSL with AC)	
	BODY	
1.	Removing & Replacing Rear windscreen glass/Rubber	
2	Removing & replacing Front wind screen glass/Rubber	
3	Removing, repair, adjusting & replacing door lock (each door)	
4	Removing, repairing, adjusting door hand (each) outer	
5	Door hinge pins replacing/repair each door	
5A	Making front door hinge pin each door	
6	Removing/replacing & repairing/door glass winding machine (each)	
7	Removing/replacing door glass (each)	
8	Removing/replacing & repairing ventilator window Quarter glass (each)	
9	Setting ventilator tensioner/spring	
10	Replace quarter ventilator glass rubber	
11	Replace ventilator glass (each)	
12	Replace door lock set	
13	Replace door channel set	
14	Replace door beeding set	
15	Replace door channel (one door)	
16	Replace door garnish beeding (one door)	
17	Replace door handle cup	
18	Removing roof lining and refitting	
19	Replace door rubber (one door)	
20	Replace bonnet hinge (each)	
21	Bonnet lock repairing, replacing & adjustment	
22	Dicky lock repairing	
23	Replacing dicky hinge (each)	
24	Re-Chrome plating side place each (without any dent)	
25	Front/rear bumper adjusting (one side)	
26	Replacing Ventilator glass rear	
27	Re-chrome plating center piece (without any dent)	
28	Re-chrome plating front/rear bumper (each without dent)	
29	Padding of front seat	
30	Padding of rear seat	
31	Removing/refitting of new rexine of front seat (material extra)	
32	Replacing front fender (each)	
33	Replace door assembly front	
34	Replace door assembly rear	
35	Removing and replacing front grill	


 सुरेन्द्र कुमार गुप्ता/S. K. GUPTA
 अवर सचिव/Under Secretary
 इस्पात मंत्रालय/Ministry of Steel
 भारत सरकार/Govt. of India
 नई दिल्ली/New Delhi


36	Replacing glove box (each)	
37	Replacing complete floor & welding (parts extra)	
37A	Front grill modification	
38	Replacing running board & welding (parts extra)	
39	Remove and refitting dash board	
40	Replacing dicky weather strip	
41	Remove & refitting new rexine rear seat	
42	Remove & refit new rexine of each door	
43	Remove & refit of new hard board (each door)	
44	Remove & refit door hand rest	
45	Replace Front bumper assembly	
46	Replace rear bumper assembly	
47	Replace bonnet assembly and lock setting	
48	Replace dicky assembly and lock setting	
49	Replace rear fender	
50	Replace bumper side rubber	
51	Replace rear bumper centre Rbr.	
52	Replace grill outer shell	
53	Replace bumper over rider (each)	
54	Re-chrome plating grill without any dent	
55	Replace front cross member	
56	Replace both longitudinal members	
	PAINTING	
1	Complete painting (same colour dents extra	
2	Complete painting (sherry New-Red)	
3	Complete painting different colour (without any dent)	
4	Repainting each section wise door, dicky, mudguard etc.	
5	Repainting each section wise door, dicky, mudguard (New Sherry)	
6	Complete painting (Flash/outer body)without any dent	
7	Complete painting after scrapping old paint (without any dents)	
8	Repainting luggage carrier	
9	Repainting wheel rim (each)	
10	Repainting sun shade	
11	Repainting roof	
12	Repainting Bonnet	
13	Complete painting in accrylac colour (without any dent)	
14	Paint Bumper Fiber/DLX	
	Misc.	
1	Engine not starting	
2	Engine hard starting	
3	Rough and unstable idling after engine warm up	
4	Poor acceleARATION	
5	Engine Tunning (including tapped adjustments, spark plugs check/replacement, injectors cleaning)	
6	Engine jerks during acceleration and de-acceleration	
7	Erratic idling	
8	Excessive exhaust emission	
9	Replacement of fuel filter assy	
10	Replacement of fuel pump assy	
11	Replacement of fuel hose (each)	
12	Replacement of throttle body assy	


S. K. GUPTA
 अवर सचिव/Under Secretary
 इस्पात मंत्रालय/Ministry of Steel
 भारत सरकार/Govt. of India
 नई दिल्ली/New Delhi


13	Replacement of ignition coil	
14	Replacement of ignition amplifier	
15	Replacement of MPFI reley (each)	
16	Replacement of Air cleaner hose	
17	Replacement of Air cleaner element	
18	Replacement of ECU	
19	Replacement of M.A.P. Sensor	
20	Replacement of T.P. Sensor	
21	Replacement of Speed Sensor	
22	Replacement of Temp. sensor	
23	Replacement of Lamda sensor	
24	Replacement of A.C. Connection	
25	Replacement of A.C Fuse	
26	Replacement of Fuel pump fuse	
27	Replacement of thermostat valve	
28	Cleaning injector rail	
29	Injector cleaning (after removing fuel rail) each	
30	Replacement of Inlet Manifold (Including Plenum chamber & thermo housing	
31	O/H of Disc brake	
32	Disc brake pad cleaning	
	Other	
1.	Silencer Repair	
2.	Thermostat Valve	
3	Radiator Coolant change	
4	Thermostat valve chg	
5	MPFI System Check	
6	One set curtains with fitting	
7	One set loose seat cover	
8	Complete guard chrome polish	
9	One Ash Tray with handle	
10	Bead Seat rest	
11	Clutch labour	
12	Clutch pressure plate assy.	
13	Clutch lathework	
14	Clutch	
15	Clutch assy.	
16	AC Blower service ducting	
17	AC gas & oil refilling	
18	AC grill fan assembly	
19	AC Arch blower with arch velvet with full fitting	
20	Self Repair Labour	
21	Self solonide switch assly.	
22	Mudguard Mirror	
23	Fan belt	
24	Door Channel	
25	Door Lock	
26	Engine washing	
27	Door Handle/Gutka chg.	
28	New altinator assly. With fitting	
29	Air Filter and fuel filter	
30	Fog light set	

सुरेश कुमार गुप्ता / S. K. GUPTA
अवर सचिव / Under Secretary
इस्पात मंत्रालय / Ministry of Steel
भारत सरकार / Govt. of India
नई दिल्ली / New Delhi


31	1 ltr gear box oil	
32	Plug set	
33	Engine tuning & injector clean	
34	Digital Watch	
35	Steel Guard front, rear and side guard set	
36	Rubbing Polish	
37	Injector Service chip programming	
38	Petrol Filter	
39	Air Filter	
40	Plug set	
41	Petrol pipe set	
42	Compressor bracket assly.	
43	AC Blower service ducting & wiring check	
44	AC Gas & oil refilling	
45	AC service assly.	
46	AC Relay	
47	Service	
48	5 Ltr. GTX	
49	Oil Filter	
50	2 Ltr. Gear oil	
51	1 1/2 Ltr. Differential oil	
52	Shock Absorber RR	
53	Roof Light Fancy Type	
54	Cap less Bulb	
55	Roof Lamp Switch	
56	Bulb Flasher	
57	Carb Packing Issuzu	
58	Ignition Plug	
59	Thinner N.C.	
60	Oil Filter Cartridge	
61	Engine Tuning	
62	Seat, roof dry cleaning	
63	All light check up	
64	Tube light fitting	
65	Rubbing & Polishing	
66	Rear Shocker change	
67	Imported Perfume	
68	Silence Welding Repair	
69	Engine Computerized Tuning	
70	MPFI Speed Set	
71	CNG Tuning	
72	Rear Seat Padding	
73	Fuel Pump Assy.	
74	Pump Fitting	
75	Fuel Gage Assy.	
76	Gage Fitting	
77	Full size towel	
78	Break disk pad set	


 सुरेश कुमार गुप्ता/S. K. GUPTA
 अवर सचिव/Under Secretary
 इस्पात मंत्रालय/Ministry of Steel
 भारत सरकार/Govt. of India
 नई दिल्ली/New Delhi


79	Disk lathe work	
80	Disk pad fitting	
81	Fuel gage assly.	
82	Fuel gage fitting	
83	Silencer Centre pipe	
84	Silencer bracket	
85	Silencer pipe fitting	
86	Full size wheel cover	
87	Murti	
88	Steering Suspension	
89	Lathwork Steering suspension	
90	Wheel alignment balancing	
91	Welding patching	
92	Bush pressing	
93	Front shocker set	
94	Block Bush	
95	Timed and set	
96	Upper goda set	
97	Lower goda set	
98	Goda pin bush set	
99	Steering boot	
100	Ball joint set	
101	Steering bearing set	
102	Column b	
103	Spark Plug	
104	Light Adjustor	
105	Labour CNG Tuning & Reprs.	
106	Kamani opening fitting tension	
107	Kamani bush pad	
108	Wheel alignment & balancing	
109	3 Soft cross	
110	Cross fitting	
111	Soft cupling fitting	
112	Cuppling fitting	
113	Bumper leg guard rubber set	
114	Self Repair Labour	
115	Self armchair with liver	
116	Carbon Set	
117	Self Bush fitting	
118	AC Gas, AC Oil	
119	AC Service	
120	Valve	
121	Thermostat switch	
122	Exide y No.600	
123	Labour CNG O/H	
124	Engine Tuning	
125	Steering suspension labour	
126	Steering wheel assly.	
127	Kamani tension with bush pad	
128	Clutch labour	
129	Clutch new set with fitting	
130	Complete new model light	


सुरेन्द्र कुमार गुप्ता/S. K. GUPTA
अवर सचिव/Under Secretary
इस्पात मंत्रालय/Ministry of Steel
भारत सरकार/Govt. of India
नई दिल्ली/New Delhi

131	Complete Body denting & painting	
132	Imported mud guard mirror set	
133	All door gola channel garnish with pin	
134	Inside dry-cleaning	
135	AC fitting with AC Gas old	
136	AC Servicing with thermostat switch grill fan, relay	
137	Bucket Seat set	
138	Consol box velvet	
139	Seat cover full set with padding	
140	Seat foundation new making	
141	Excilator cable	
142	Guardleg bracket	
143	Wheel Cap Set	
144	Engine fan & fan clutch assly.	
145	Timing seal packaging and bead	
146	Wheel alignment	
147	Bulb	
148	Cabin Fan	
149	Steering Cover	
150	All Door lamination	
151	Grill Fan Assy. With relay	
152	Sapat cross	
153	Sapat cuppling	
154	Cross fitting cuppling bearing fitting	
155	All door hinch pin	
156	All door hinch pin fitting	
157	Gola channel garnish with door rubber with fitting	
158	Power window repair with relay	
159	Family lock kit	
160	Antina Set Dx	
161	Steering Mutha	
162	One set half cover	
163	One set curtains with fitting	
164	One head rest with cover	
165	Complete in side seat upholstery full super Dx velvet	
166	Woolen carpet	
167	Rear guard new	
168	New dicki with full carpet floor	
169	Excilator & clutch wire change	
170	All light check up	
171	Mudguard flap set	
172	Gear liver boot	
173	Front Grill Assembly (New Grand)	
174	Writing of vehicle Number	
175	Writing of Bharat Sarkar / Govt. of India	
176	Steering oil	
177	Timing Gear	
178	Injector Rim Set	
179	Power Stearing Pipe (Big)	


सुरेन्द्र कुमार गुप्ता/S. K. GUPTA
अवर सचिव/Under Secretary
इस्पात मंत्रालय/Ministry of Steel
भारत सरकार/Govt. of India
नई दिल्ली/New Delhi

180	Compressor mounting assembly	
181	Timing Belt bearing set	
182	CNG Switch Assembly Automatic	
183	Fuel Smell repair with ring coupler socket wire	
184	CNG missing repair	
185	Silencer repair with packing brakes	
186	High Security Number Plate	
187	Car (room) Freshener	
188	National Flag	
189	Flag Cover	
190	Kamani Patta	
191	Battery for Indigo	
192	AC Gas	
193	AC Oil	
194	Body Shiner	
195	Reading Light	
196	Hydraulic Jack	
197	Ignition Key	
198	Home Key	


सुरेन्द्र कुमार गुप्ता/S. K. GUPTA
अवर सचिव/Under Secretary
इस्पात मंत्रालय/Ministry of Steel
भारत सरकार/Govt. of India
नई दिल्ली/New Delhi

-15-

Rate List (Motor Cycle) for the period

Sl.No	Items	Rate
1	Full Servicing	
2	Break Shoe	
3	Break Wire	
4	Escalator Wire	
5	Clutch Plate	
6	Presser Plate	
7	Chain Repair	
8	New Chin	
9	Front Light	
10	Back Light	
11	Indicator	
12	Wheel Balancing	
13	Seat Change	
14	Change of Tyer	
15	Change of Tube	
16	Clutch replacement	
17	Mudguard Front	
18	Mudguard Back	
19	Front Light Cover	
20	Welding Per point	
21	Handle Lock	
22	Wheel Lock	
23	Helmet Lock	
24	Handle Grips	
25	Meter Light	
26	Meter Grari Set	
27	Clutch wire	
28	All light check	
29	Piston Ring	
30	Shockers	
31	Silencer	
32	Piston change	
33	Side Dickey	
34	Brake Wire	
35	Brake Oil	
36	Steering Cover	

