



इस्पात मंत्रालय
MINISTRY OF
STEEL

Steel Import Monitoring System (SIMS)

Report on import registrations
during October 2025

Table of Contents

1	Key Highlights	3
2	Country Wise	4
3	ITC Code Wise	5-6
4	Category Wise	7
5	Quality Wise	8
6	Port Wise	9
7	End Use Application Wise	10
8	BIS License Available	11

Background

- Steel Import Monitoring System (SIMS) is an online portal wherein importers require to submit advance information with regards to import of iron & steel items appearing in Chapter 72, 73 and 86 of ITC (HS), 2017, Schedule-I.
- The information presented in this report is derived from the entries made in the 'Steel Import Monitoring System' Portal and may not precisely reflect the actual import figures.
- To address potential inaccuracies resulting from user input errors, methods have been implemented to identify and adjust outliers for reporting purposes. This approach aims to enhance the overall accuracy and reliability of the data presented. Since SIMS involves registrations for future imports, the monthly figures mentioned in the report pertain to registrations made in the particular month.
- For reporting purposes, based on ITC codes, data has been categorized in 03 broad categories i.e., Semis, Finished Steel and Scrap.
- Figures in MnT refer to imports in Million Tonnes.

Disclaimer

- The report is not for public distribution and are solely for information. This must not be reproduced or redistributed.
- This report shall not be used as a basis for any claim, demand, or cause of action. No liability shall be accepted for any losses or damages incurred as a result of reliance on this report.
- The information in this report has been complied on the basis of the information received through SIMS registration for steel imports. The authenticity of the data received through SIMS has not been verified independently.
- While every effort is made to ensure the accuracy and completeness of information furnished in this report, Ministry of Steel takes no responsibility and assumes no liability for any error/ omission or accuracy of the information.
- Recipients of this material are advised to exercise their own judgment and conduct independent research before making any investment decisions, rather than relying solely on the information contained in this report.
- The materials and elements in this report shall not be copied or given to any person or organization without the consent of the Ministry of Steel.
- Ministry of Steel has not independently verified the data and assumptions underlying this analysis. Any changes to these data points or assumptions could significantly affect the analysis and its conclusions.



1

Key Highlights

SIMS - Key Highlights

(For registrations during October'2025)

1,133

New Importers

37,342

No. of Applications

0.721

Import of Finished Steel (in MnT)

0.130

Import of SEMIS (in MnT)

1.264

Import of SCRAP (in MnT)

Finished Steel

Top ITC Code

72083940

(FLAT-ROLLED PRODUCTS OF IRON OR NON-ALLOY STEEL, OF A WIDTH OF 600 MM OR MORE, HOT-ROLLED, NOT CLAD, PLATED OR COATED - OTHER, IN COILS, NOT FURTHER WORKED THAN HOT-ROLLED: OF A THICKNESS OF LESS THAN)

(With 0.063 MnT of Imports)

Top Source

KOREA

(With 0.239 MnT of Imports)

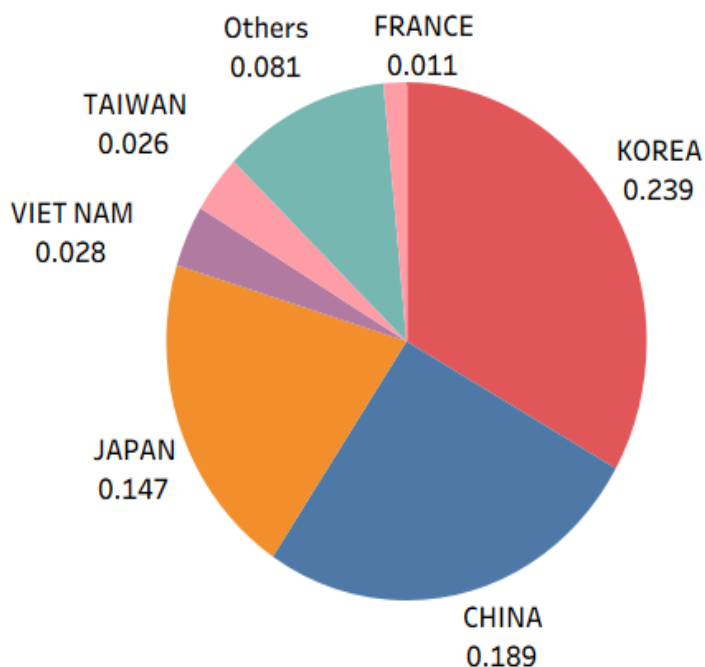
Top Port

MUMBAI SEA

(With 0.201 MnT of Imports)

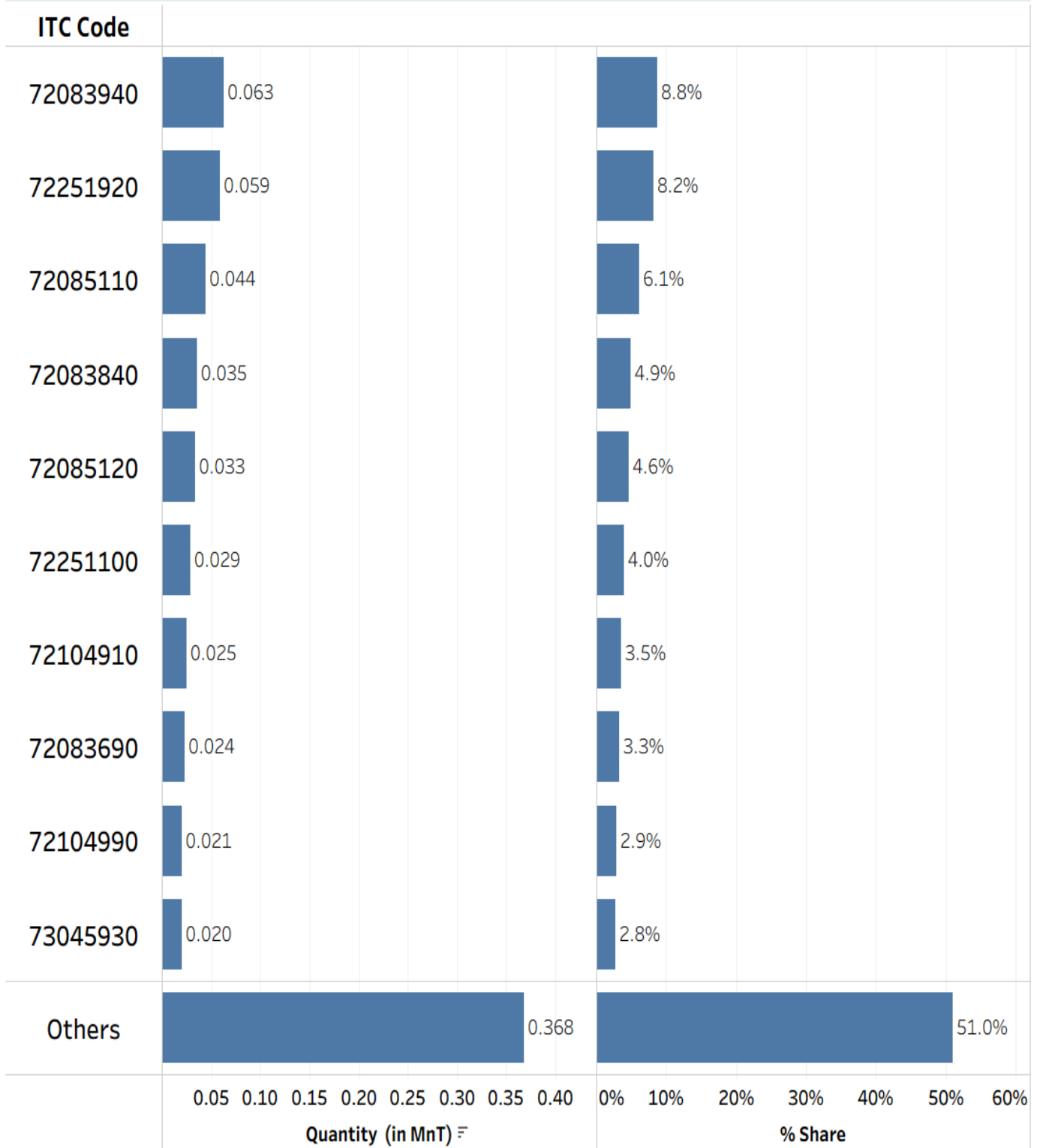
Import of Finished Steel

Country Name	Quantity (in MnT)	% Share
KOREA	0.239	33.2%
CHINA	0.189	26.2%
JAPAN	0.147	20.3%
VIET NAM	0.028	3.9%
TAIWAN	0.026	3.6%
FRANCE	0.011	1.5%
BELGIUM	0.011	1.5%
RUSSIAN FEDERATION	0.010	1.5%
GERMANY	0.010	1.4%
SWEDEN	0.006	0.9%
Others	0.044	6.1%
Grand Total	0.721	100.0%



Import of Finished Steel

ITC Code	Description	Quantity (in MnT)	% Share
72083940	FLAT-ROLLED PRODUCTS OF IRON OR NON-ALLOY STEEL, OF A WIDTH OF 600 MM OR MORE, HOT-ROLLED, NOT CLAD, PLATED OR COATED - OTHER, IN COILS, NOT FURTHER WORKED THAN HOT-ROLLED: OF A THICKNESS OF LESS THAN	0.063	8.8%
72251920	FLAT ROLLED PRODUCTS OF OTHER ALLOY STEEL, OF A WIDTH OF 600 MM OR MORE - OF SILICON-ELECTRICAL STEEL - OTHER THAN GRAIN ORIENTED - COLD ROLLED	0.059	8.2%
72085110	FLAT-ROLLED PRODUCTS OF IRON OR NON-ALLOY STEEL, OF A WIDTH OF 600 MM OR MORE, HOT-ROLLED, NOT CLAD, PLATED OR COATED - OTHER, NOT IN COILS, NOT FURTHER WORKED THAN HOTROLLED : OF A THICKNESS EXCEEDIN	0.044	6.1%
72083840	FLAT-ROLLED PRODUCTS OF IRON OR NON-ALLOY STEEL, OF A WIDTH OF 600 MM OR MORE, HOT-ROLLED, NOT CLAD, PLATED OR COATED - OTHER, IN COILS, NOT FURTHER WORKED THAN HOT-ROLLED: OF A THICKNESS OF 3 MM OR M	0.035	4.9%
72085120	FLAT-ROLLED PRODUCTS OF IRON OR NON-ALLOY STEEL, OF A WIDTH OF 600 MM OR MORE, HOT-ROLLED, NOT CLAD, PLATED OR COATED - OTHER, NOT IN COILS, NOT FURTHER WORKED THAN HOTROLLED : OF A THICKNESS EXCEEDIN	0.033	4.6%
72251100	FLAT-ROLLED PRODUCTS OF OTHER ALLOY STEEL, OF A WIDTH OF 600 MM OR MORE - OF SILICON-ELECTRICAL STEEL : GRAIN-ORIENTED	0.029	4.0%
72104910	FLAT-ROLLED PRODUCTS OF IRON OR NON-ALLOY STEEL, OF A WIDTH OF 600 MM OR MORE, CLAD, PLATED OR COATED-other-GALVANNEALED	0.025	3.5%
72083690	36 FLAT-ROLLED PRODUCTS OF IRON OR NON-ALLOY STEEL, OF A WIDTH OF 600 MM OR MORE, HOT-ROLLED, NOT CLAD, PLATED OR COATED - OTHER, IN COILS, NOT FURTHER WORKED THAN HOT-ROLLED: OF A THICKNESS EXCEEDING	0.024	3.3%
72104990	OTHER Tubes, pipes, and hollow profiles	0.021	2.9%
73045930	Tubes, Pipes And Hollow Profiles, Seamless, Of Iron (Other Than Cast Iron) Or Steel - Other, Of Circular Cross-Section, Of Other Alloy Steel: -- Other --- Above 219.1 Mm Outer Diameter	0.020	2.8%
Others	Others	0.368	51.0%
Grand Total		0.721	100.0%

Import of Finished Steel

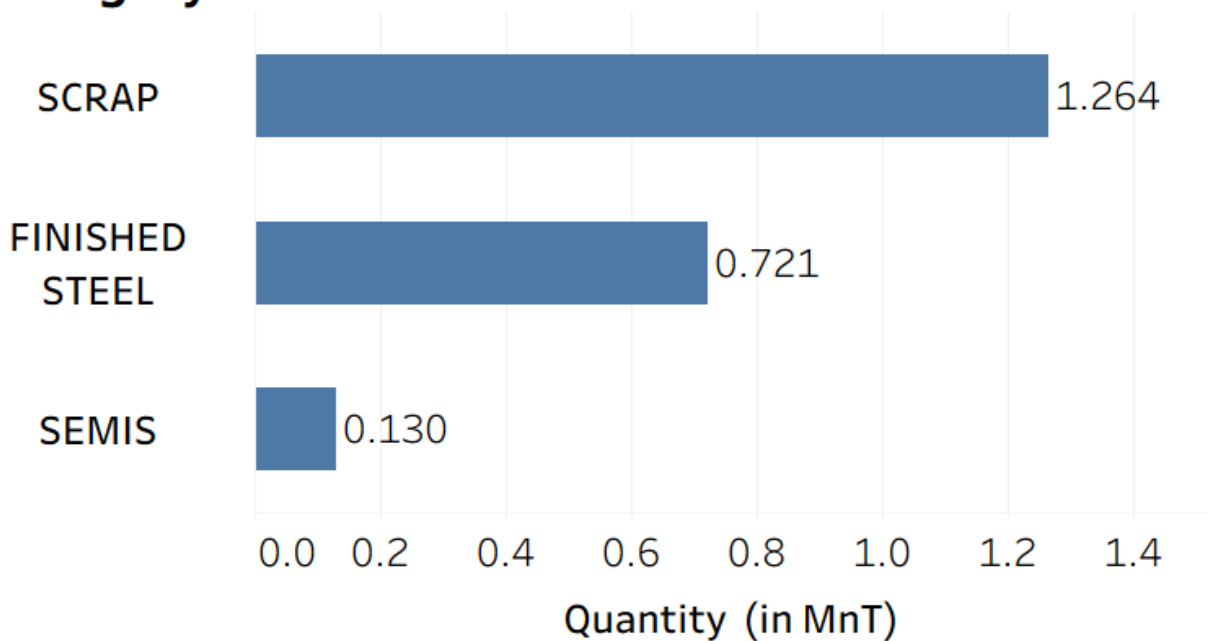
4

Category Wise

Import

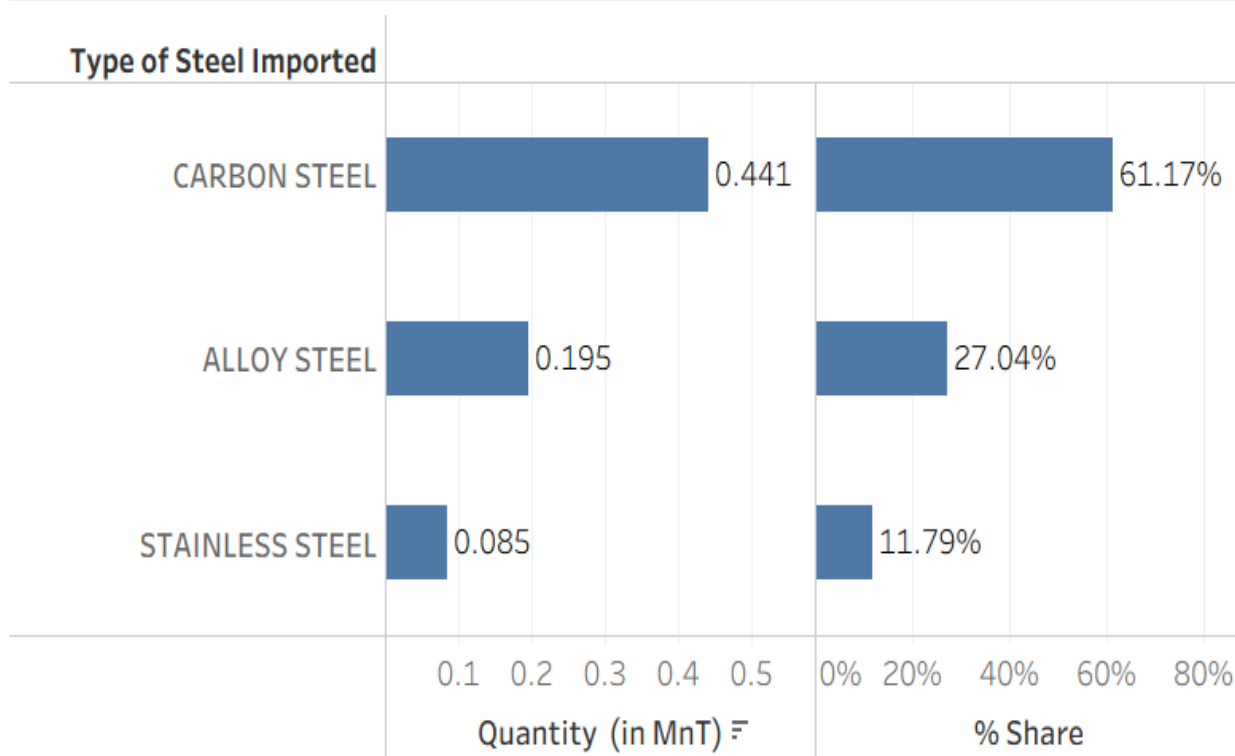
Category	Quantity (in MnT) ₹	% Share
SCRAP	1.264	59.8%
FINISHED STEEL	0.721	34.1%
SEMIS	0.130	6.1%
Grand Total	2.114	100.0%

Category



Import of Finished Steel

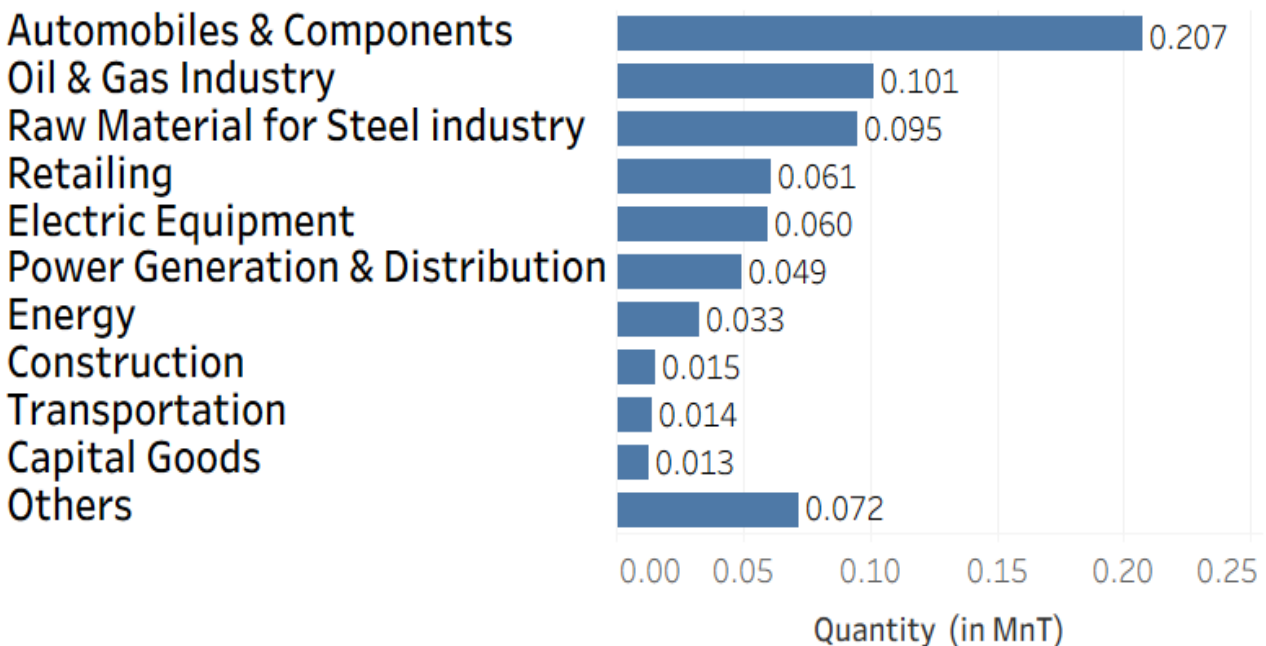
Type of Steel Imported	Quantity (in MnT) ₹	% Share of Steel
CARBON STEEL	0.441	61.17%
ALLOY STEEL	0.195	27.04%
STAINLESS STEEL	0.085	11.79%
Grand Total	0.721	100.00%



Import of Finished Steel

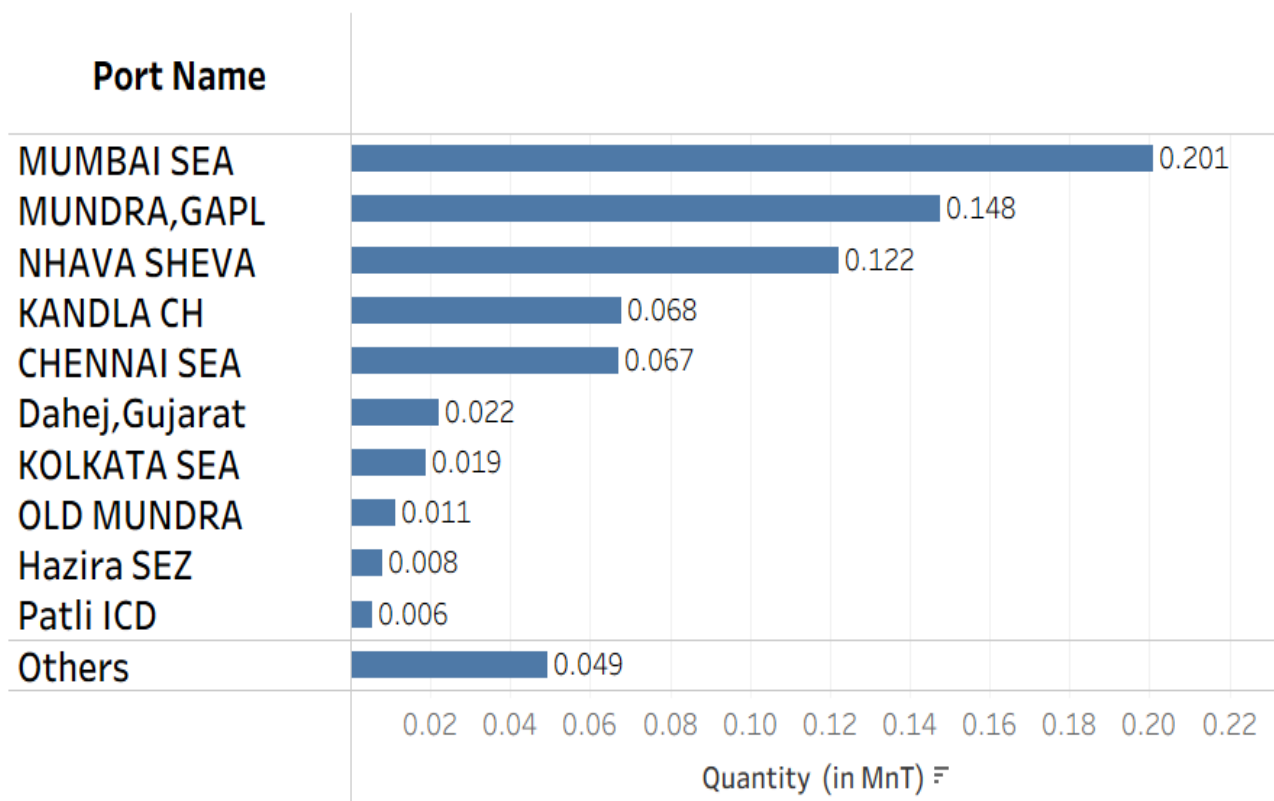
End Use	Quantity (in MnT)	% Share
Automobiles & Components	0.207	28.8%
Oil & Gas Industry	0.101	14.1%
Raw Material for Steel industry	0.095	13.2%
Retailing	0.061	8.4%
Electric Equipment	0.060	8.3%
Power Generation & Distribution	0.049	6.9%
Energy	0.033	4.5%
Construction	0.015	2.1%
Transportation	0.014	2.0%
Capital Goods	0.013	1.8%
Others	0.072	10.0%
Grand Total	0.721	100.0%

End Use



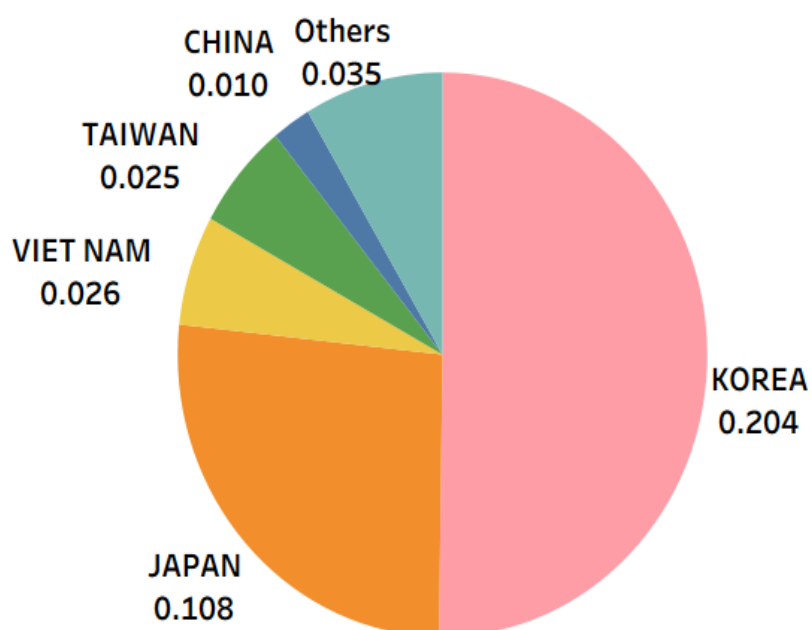
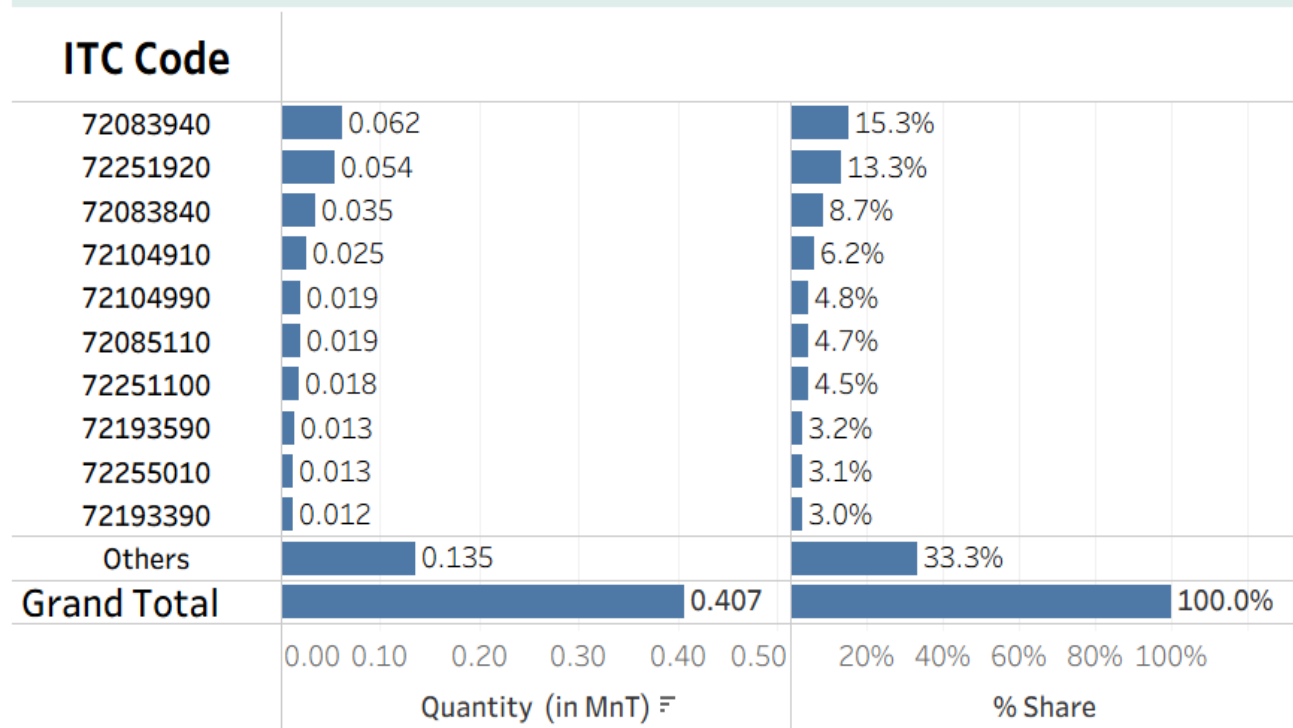
Import of Finished Steel

Port Name	Quantity (in MnT)	% Share
MUMBAI SEA	0.201	27.9%
MUNDRA,GAPL	0.148	20.5%
NHAVA SHEVA	0.122	16.9%
KANDLA CH	0.068	9.4%
CHENNAI SEA	0.067	9.3%
DAHEJ, GUJARAT	0.022	3.0%
KOLKATA SEA	0.019	2.6%
OLD MUNDRA	0.011	1.6%
Hazira SEZ	0.008	1.1%
Patli ICD	0.006	0.8%
Others	0.049	6.8%
Grand Total	0.721	100.0%




Import of Finished Steel

Leading ITC Codes for Import





इस्पात मंत्रालय
MINISTRY OF
STEEL



इस्पाती इरादा