



इस्पात मंत्रालय
MINISTRY OF
STEEL

सत्यमेव जयते

Steel Import Monitoring System (SIMS 2.0)

Report on import registrations
during June 2025

Table of Contents

1	Key Highlights	3
2	Country Wise	4
3	ITC Code Wise	5-6
4	Category Wise	7
5	Quality Wise	8
6	Port Wise	9
7	End Use Application Wise	10
8	BIS License Available	11

Background

- Steel Import Monitoring System 2.0 (SIMS 2.0) is an online portal wherein importers require to submit advance information with regards to import of iron & steel items appearing in Chapter 72, 73 and 86 of ITC (HS), 2017, Schedule-I.
- The information presented in this report is derived from the entries made in the 'Steel Import Monitoring System 2.0' Portal and may not precisely reflect the actual import figures.
- To address potential inaccuracies resulting from user input errors, methods have been implemented to identify and adjust outliers for reporting purposes. This approach aims to enhance the overall accuracy and reliability of the data presented. Since SIMS involves registrations for future imports, the monthly figures mentioned in the report pertain to registrations made in the particular month.
- For reporting purposes, based on ITC codes, data has been categorized in 03 broad categories i.e., Semis, Finished Steel and Scrap.
- Figures in MnT refer to imports in Million Tonnes.

Disclaimer

- The report is not for public distribution and are solely for information. This must not be reproduced or redistributed.
- This report shall not be used as a basis for any claim, demand, or cause of action. No liability shall be accepted for any losses or damages incurred as a result of reliance on this report.
- The information in this report has been compiled on the basis of the information received through SIMS 2.0 registration for steel imports. The authenticity of the data received through SIMS 2.0 has not been verified independently.
- While every effort is made to ensure the accuracy and completeness of information furnished in this report, Ministry of Steel takes no responsibility and assumes no liability for any error/ omission or accuracy of the information.
- Recipients of this material are advised to exercise their own judgment and conduct independent research before making any investment decisions, rather than relying solely on the information contained in this report.
- The materials and elements in this report shall not be copied or given to any person or organization without the consent of the Ministry of Steel.
- Ministry of Steel has not independently verified the data and assumptions underlying this analysis. Any changes to these data points or assumptions could significantly affect the analysis and its conclusions.

1

Key Highlights

SIMS 2.0 - Key Highlights (For registrations during June'2025)

1,607

New Importers

25,759

No. of Applications

0.797

Import of Finished Steel (in MnT)

0.150

Import of SEMIS (in MnT)

0.888

Import of SCRAP (in MnT)

Finished Steel

Top ITC Code

72083840

(STRIPS OF FLAT-ROLD PRDCTS IN COILS OF A THCKNS>=3 BUT< 4.75MM HOT-RLD EXCL.PICKL)
(With 0.069 MnT of Imports)

Top Source

KOREA

(With 0.276 MnT of Imports)

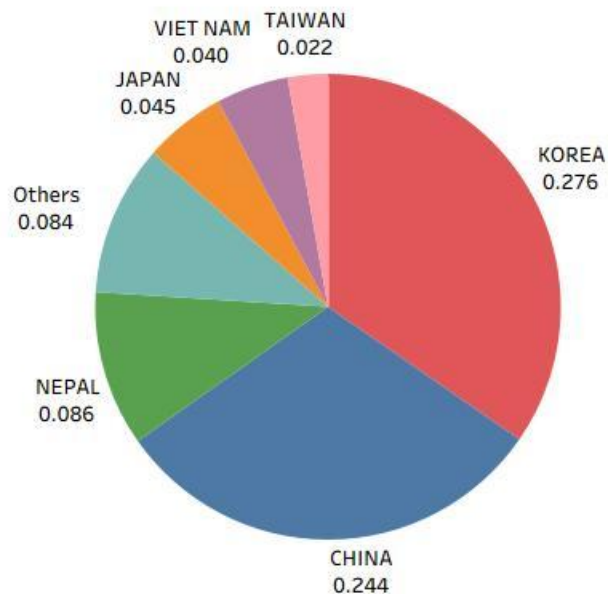
Top Port

MUMBAI SEA

(With 0.200 MnT of Imports)

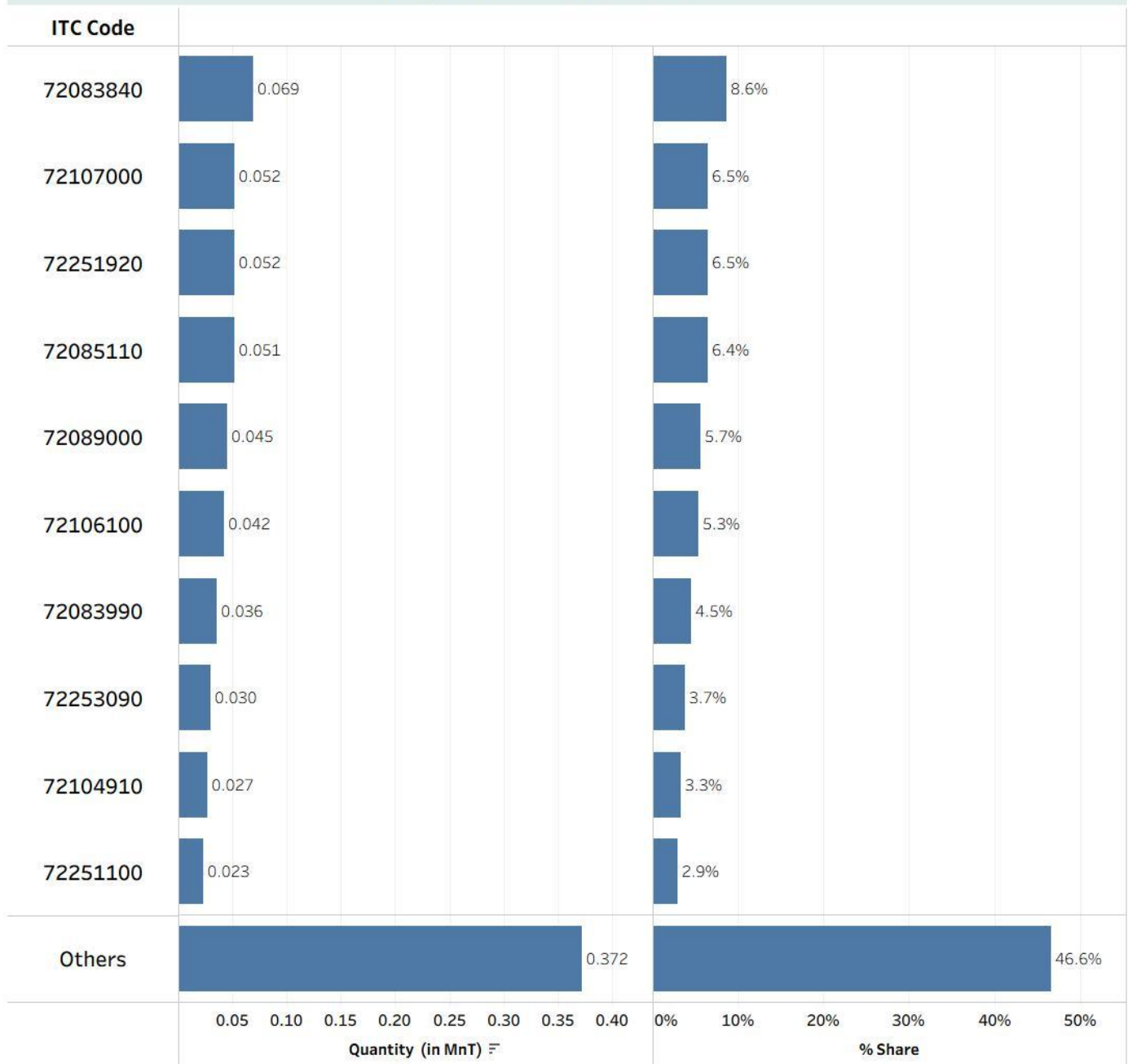
Import of Finished Steel

Country Name	Quantity (in MnT)	% Share
KOREA	0.276	34.6%
CHINA	0.244	30.6%
NEPAL	0.086	10.8%
JAPAN	0.045	5.7%
VIET NAM	0.040	5.0%
TAIWAN	0.022	2.8%
THAILAND	0.021	2.6%
RUSSIAN FEDERATION	0.009	1.1%
INDONESIA	0.006	0.7%
GERMANY	0.005	0.6%
Others	0.043	5.4%
Grand Total	0.797	100.0%



Import of Finished Steel

ITC Code	Description	Quantity (in MnT)	% Share
72083840	STRIPS OF FLAT-ROLLED PRODUCTS IN COILS OF A THICKNESS ≥ 3 BUT < 4.75MM HOT-ROLLED EXCL. PICKLED	0.069	8.6%
72107000	PRODUCTS PAINTED VARNISHED/COATED WITH PLASTICS	0.052	6.5%
72251920	FLAT-ROLLED PRODUCTS OF SILICON ELECTRICAL STEEL OTHER THAN GRAIN ORIENTED: COLD ROLLED	0.052	6.5%
72085110	PLATES OF FLAT-ROLLED PRODUCTS NOT IN COILS OF THICKNESS EXCEED 10 MM HOT-ROLLED PICKLED	0.051	6.4%
72089000	OTHER FLAT ROLLED PRODUCTS N.E.S.	0.045	5.7%
72106100	FLAT-ROLLED PRODUCTS OF IRON/NON ALLOY STEEL PLATED OR COATED WITH ALUMINIUM ZINC ALLOYS	0.042	5.3%
72083990	FLAT-ROLLED PRODUCTS : HOT- ROLLED, NOT CLAD, PLATED OR COATED - OF A THICKNESS OF LESS THAN 3 MM	0.036	4.5%
72253090	OTHER HOT-ROLLED PRODUCTS IN COILS	0.030	3.7%
72104910	FLAT-ROLLED PRODUCTS Galvannealed	0.027	3.3%
72251100	FLAT-ROLLED PRODUCTS OF SILICON ELECTRICAL STEEL GRAIN ORIENTED	0.023	2.9%
Others	Others	0.372	46.6%
Grand Total		0.797	100.0%

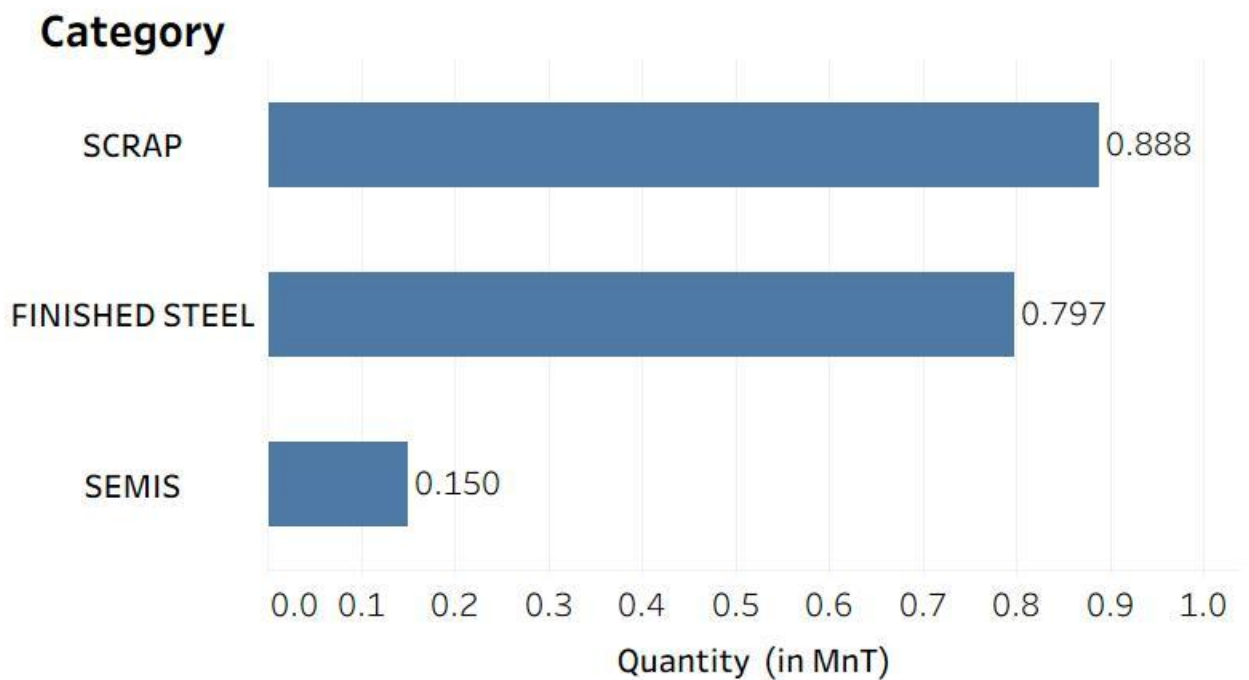
Import of Finished Steel

4

Category Wise

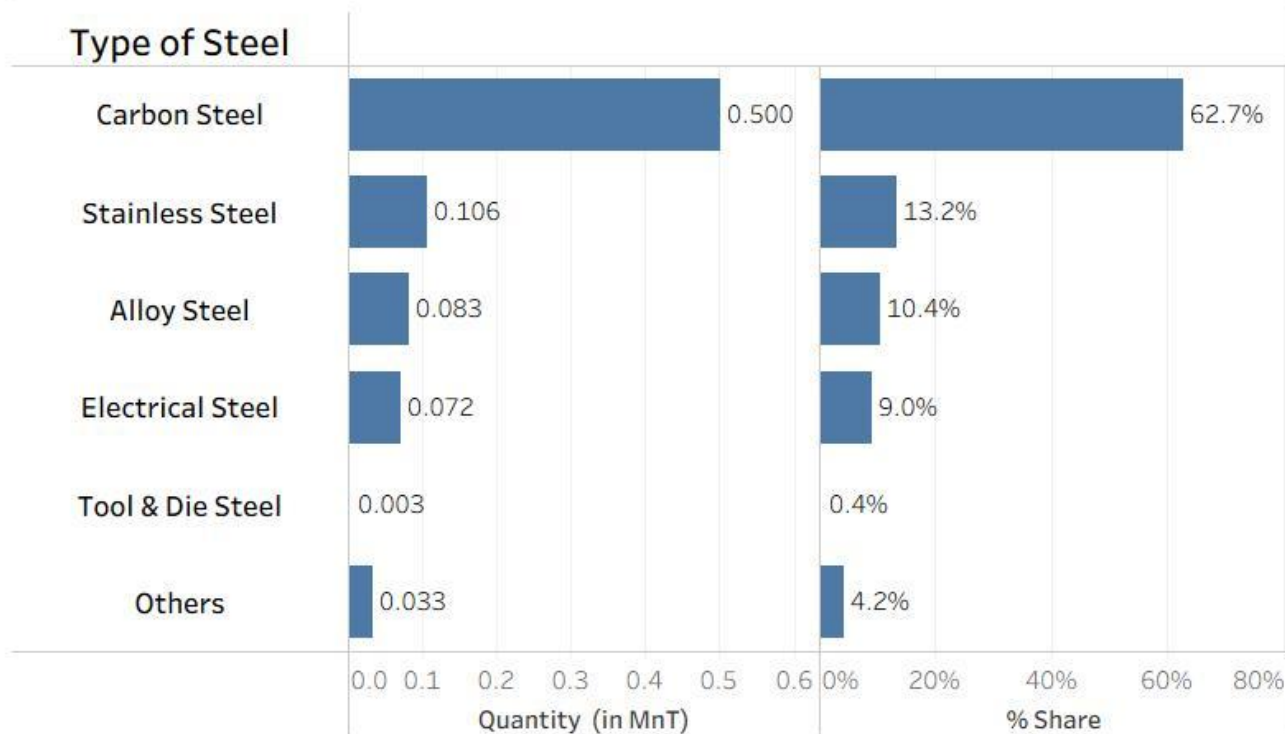
Import

Category	Quantity (in MnT)	% Share
SCRAP	0.888	48.4%
FINISHED STEEL	0.797	43.5%
SEMIS	0.150	8.1%
Grand Total	1.835	100.0%



Import of Finished Steel

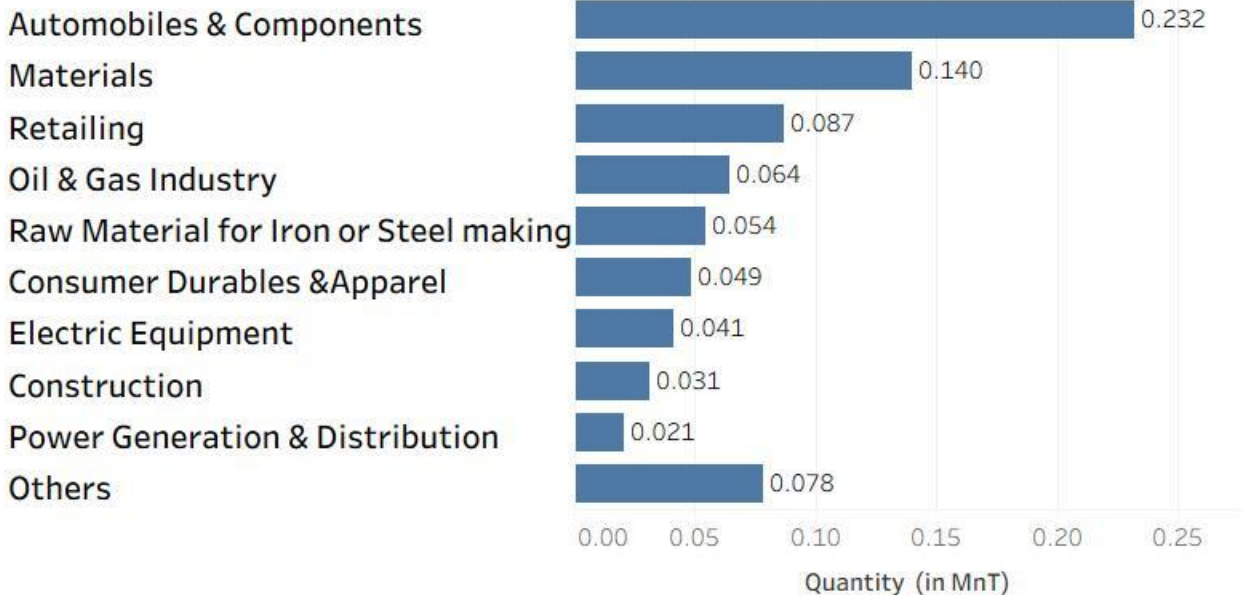
Type of Steel	Quantity (in MnT)	% Share
Carbon Steel	0.500	62.7%
Stainless Steel	0.106	13.2%
Alloy Steel	0.083	10.4%
Electrical Steel	0.072	9.0%
Tool & Die Steel	0.003	0.4%
Others	0.033	4.2%
Grand Total	0.797	100.0%



Import of Finished Steel

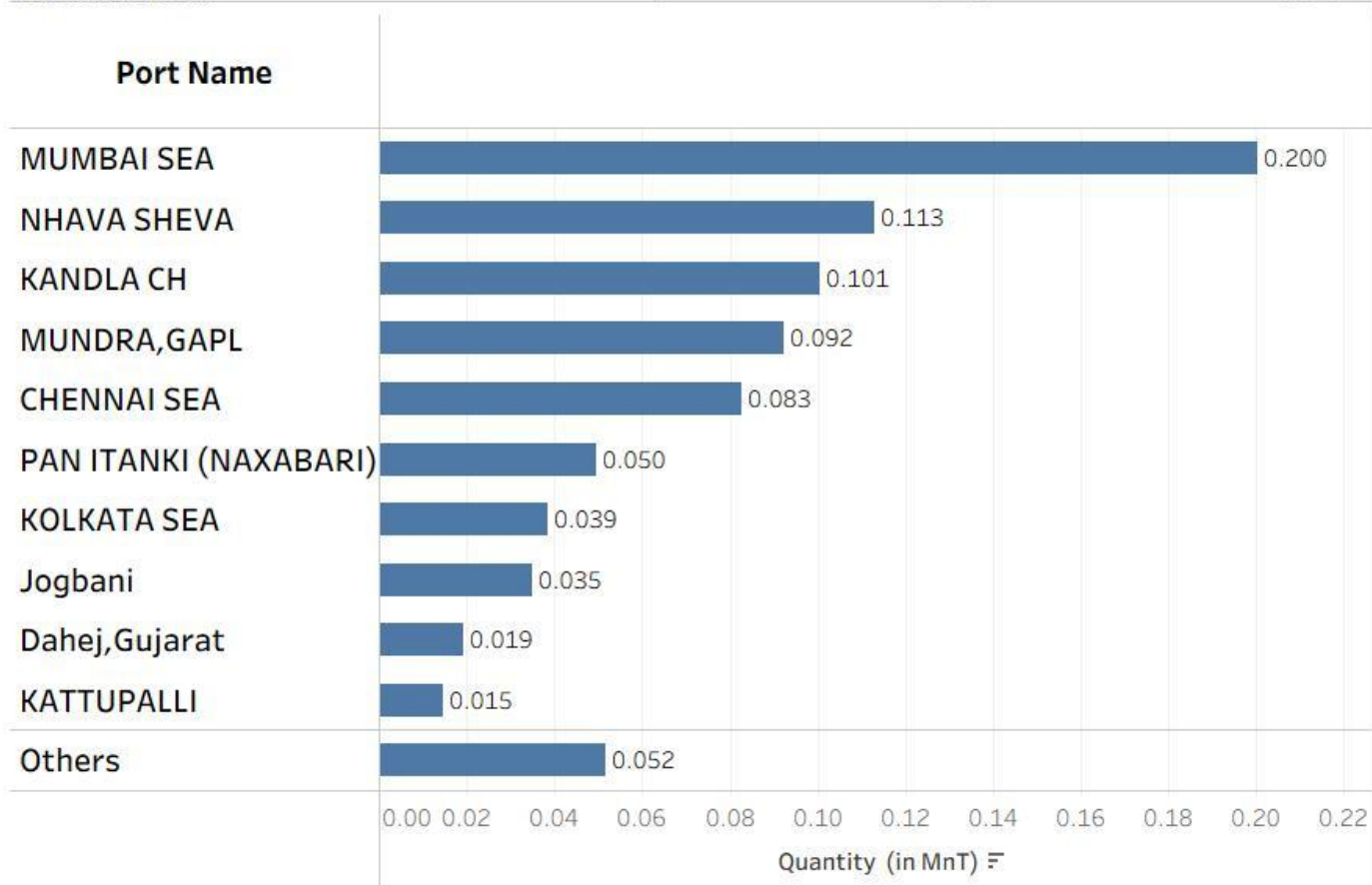
End Use	Quantity (in MnT)	% Share
Automobiles & Components	0.232	29.1%
Materials	0.140	17.5%
Retailing	0.087	10.9%
Oil & Gas Industry	0.064	8.1%
Raw Material for Iron or Steel making	0.054	6.8%
Consumer Durables & Apparel	0.049	6.1%
Electric Equipment	0.041	5.2%
Construction	0.031	3.9%
Power Generation & Distribution	0.021	2.6%
Others	0.078	9.8%
Grand Total	0.797	100.0%

End Use



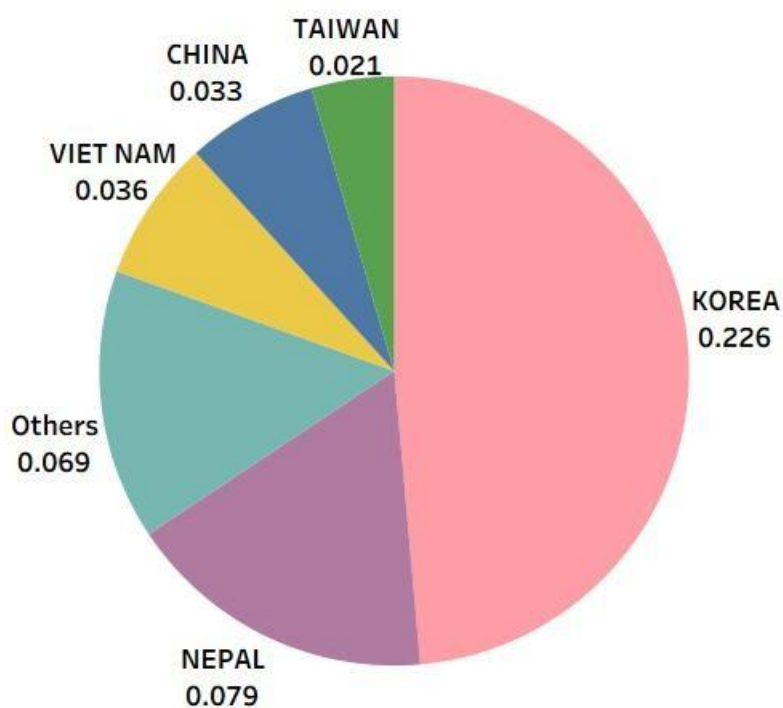
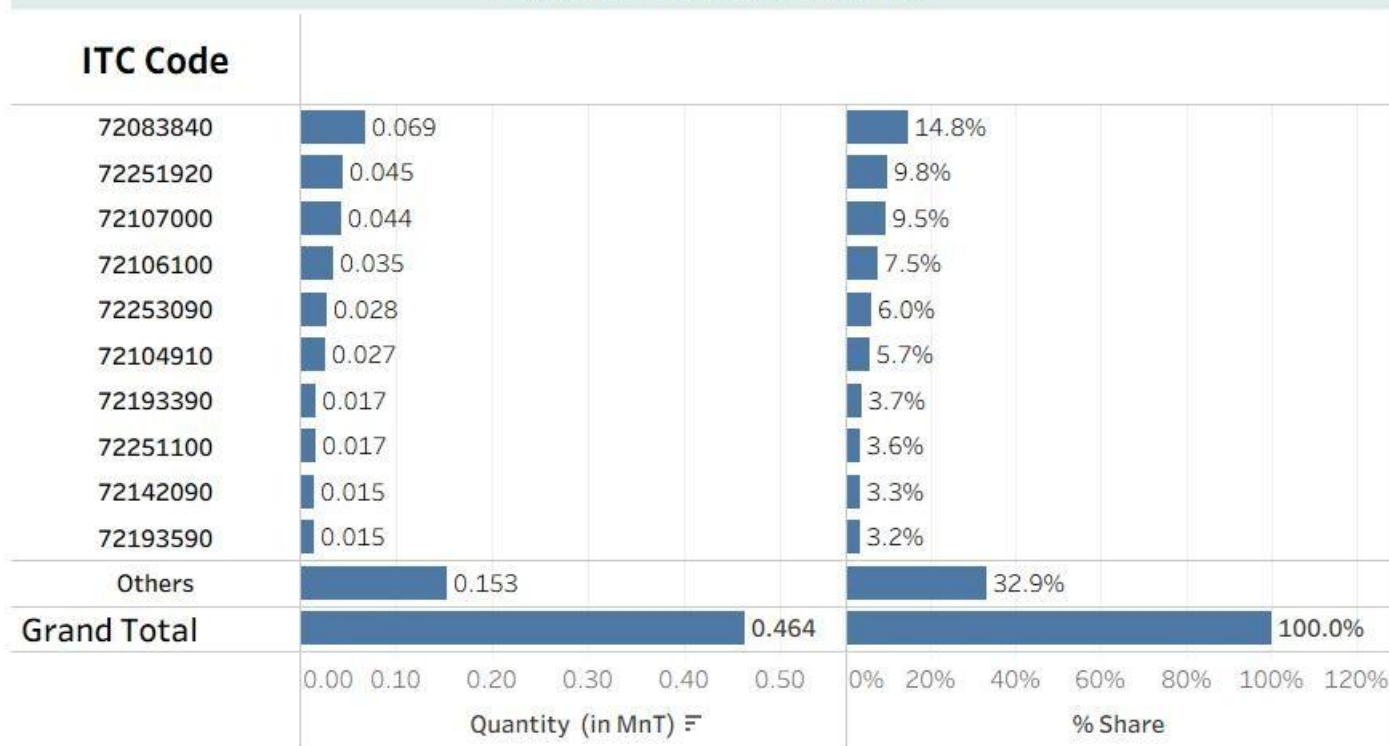
Import of Finished Steel

Port Name	Quantity (in MnT) ₹	% Share
MUMBAI SEA	0.200	25.1%
NHAVA SHEVA	0.113	14.1%
KANDLA CH	0.101	12.6%
MUNDRA,GAPL	0.092	11.6%
CHENNAI SEA	0.083	10.4%
PAN ITANKI (NAXABARI)	0.050	6.2%
KOLKATA SEA	0.039	4.8%
Jogbani	0.035	4.4%
DAHEJ, GUJARAT	0.019	2.4%
KATTUPALLI	0.015	1.8%
Others	0.052	6.5%
Grand Total	0.797	100.0%




Import of Finished Steel

Leading ITC Codes for Import





इस्पात मंत्रालय
MINISTRY OF
STEEL



इस्पाती इरादा