



इस्पात मंत्रालय
MINISTRY OF
STEEL

Steel Import Monitoring System (SIMS 2.0)

Report on import registrations
during April 2025

Table of Contents

1	Key Highlights	3
2	Country Wise	4
3	ITC Code Wise	5-6
4	Category Wise	7
5	Quality Wise	8
6	Port Wise	9
7	End Use Application Wise	10
8	BIS License Available	11

Background

- Steel Import Monitoring System 2.0 (SIMS 2.0) is an online portal wherein importers require to submit advance information with regards to import of iron & steel items appearing in Chapter 72, 73 and 86 of ITC (HS), 2017, Schedule-I.
- The information presented in this report is derived from the entries made in the 'Steel Import Monitoring System 2.0' Portal and may not precisely reflect the actual import figures.
- To address potential inaccuracies resulting from user input errors, methods have been implemented to identify and adjust outliers for reporting purposes. This approach aims to enhance the overall accuracy and reliability of the data presented. Since SIMS involves registrations for future imports, the monthly figures mentioned in the report pertain to registrations made in the particular month.
- For reporting purposes, based on ITC codes, data has been categorized in 03 broad categories i.e., Semis, Finished Steel and Scrap.
- Figures in MnT refer to imports in Million Tonnes.

Disclaimer

- The report is not for public distribution and are solely for information. This must not be reproduced or redistributed.
- This report shall not be used as a basis for any claim, demand, or cause of action. No liability shall be accepted for any losses or damages incurred as a result of reliance on this report.
- The information in this report has been compiled on the basis of the information received through SIMS 2.0 registration for steel imports. The authenticity of the data received through SIMS 2.0 has not been verified independently.
- While every effort is made to ensure the accuracy and completeness of information furnished in this report, Ministry of Steel takes no responsibility and assumes no liability for any error/ omission or accuracy of the information.
- Recipients of this material are advised to exercise their own judgment and conduct independent research before making any investment decisions, rather than relying solely on the information contained in this report.
- The materials and elements in this report shall not be copied or given to any person or organization without the consent of the Ministry of Steel.
- Ministry of Steel has not independently verified the data and assumptions underlying this analysis. Any changes to these data points or assumptions could significantly affect the analysis and its conclusions.



1

Key Highlights

SIMS 2.0 - Key Highlights (For registrations during April'2025)

1,286

New Importers

22,375

No. of Applications

0.668

Import of Finished Steel (in MnT)

0.204

Import of SEMIS (in MnT)

0.840

Import of SCRAP (in MnT)

Finished Steel

Top ITC Code

72107000

(Products painted varnished/coated with plastics)
(With 0.061 MnT of Imports)

Top Source

KOREA

(With 0.152 MnT of Imports)

Top Port

MUMBAI SEA

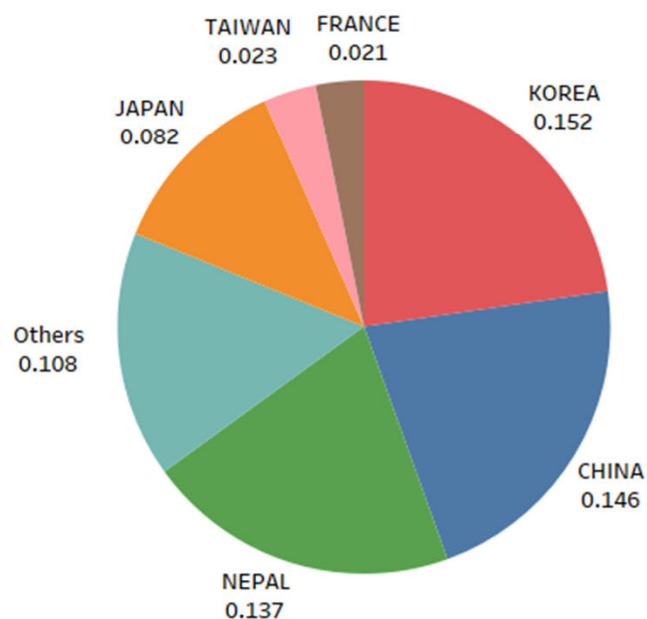
(With 0.165 MnT of Imports)

2

Country wise

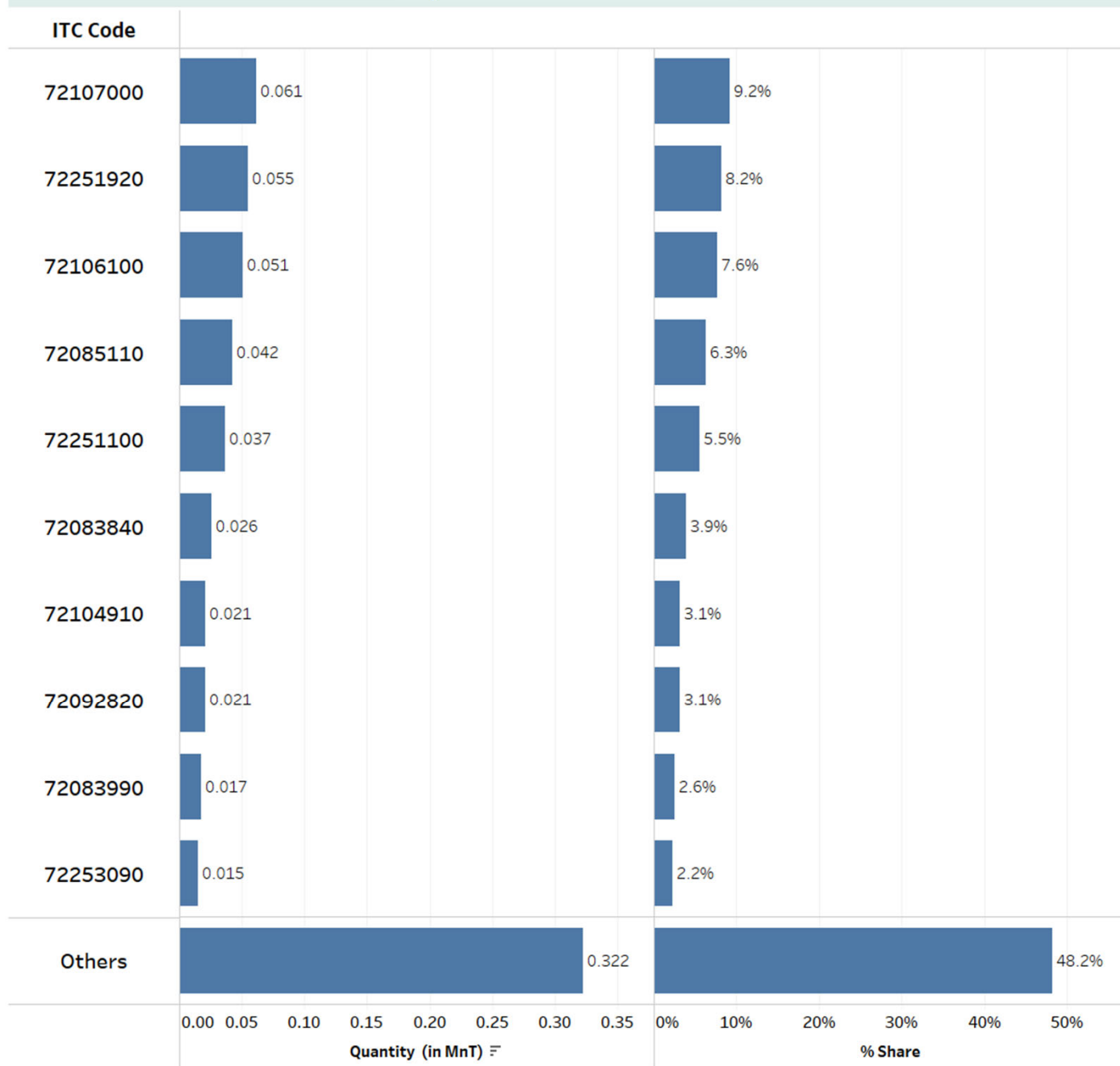
Import of Finished Steel

Country Name	Quantity (in MnT) ₹	% Share
KOREA	0.152	22.7%
CHINA	0.146	21.8%
NEPAL	0.137	20.5%
JAPAN	0.082	12.3%
TAIWAN	0.023	3.5%
FRANCE	0.021	3.1%
THAILAND	0.016	2.4%
VIET NAM	0.016	2.4%
GERMANY	0.016	2.4%
RUSSIAN FEDERATION	0.007	1.0%
Others	0.052	7.8%
Grand Total	0.668	100.0%



Import of Finished Steel

ITC Code	Description	Quantity (in MnT)	% Share
72107000	PRDCTS PAINTD VRNSHD/COATD WTH PLSTCS	0.061	9.2%
72251920	FLT-RDL PRDCTS OF SILICON ELCTRCL STEEL OTHR THAN GRAIN ORIENTED: COLD ROLLED	0.055	8.2%
72106100	FLT-RDL PRDCTS OF IRON/NON ALOY STL PLTD OR COTD WTH ALUMINIUM ZINC ALLOYS	0.051	7.6%
72085110	PLATES OF FLAT-ROLD PRDCTS NOT IN COILS OFTHCKNS EXCD 10 MM HOT-RDL PICKLD	0.042	6.3%
72251100	FLT-RDL PRDCTS OF SILICON ELCTRCL STL GRAIN ORIENTED	0.037	5.5%
72083840	STRIPS OF FLAT-ROLD PRDCTS IN COILS OF A THCKNS>=3 BUT< 4.75MM HOT-RDL EXCL.PICKL	0.026	3.9%
72104910	FLAT-ROLLED PRODUCTS Galvannealed	0.021	3.1%
72092820	Sheets	0.021	3.1%
72083990	FLAT-ROLLED PRODUCTS : HOT- ROLLED, NOT CLAD, PLATED OR COATED - OF A THICKNESS OF LESS THAN 3 MM	0.017	2.6%
72253090	OTHER HOT-ROLLED PRODUCTS IN COILS	0.015	2.2%
Others	Others	0.322	48.2%
Grand Total		0.668	100.0%

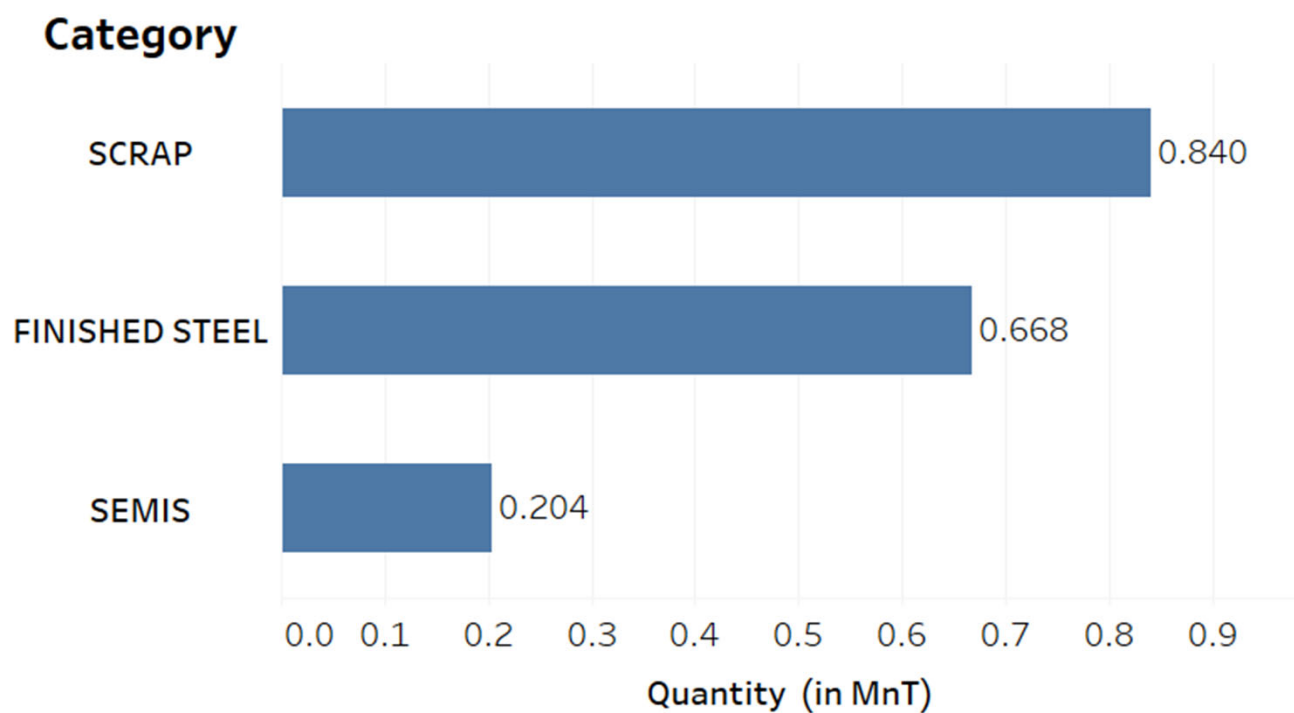
Import of Finished Steel

4

Category Wise

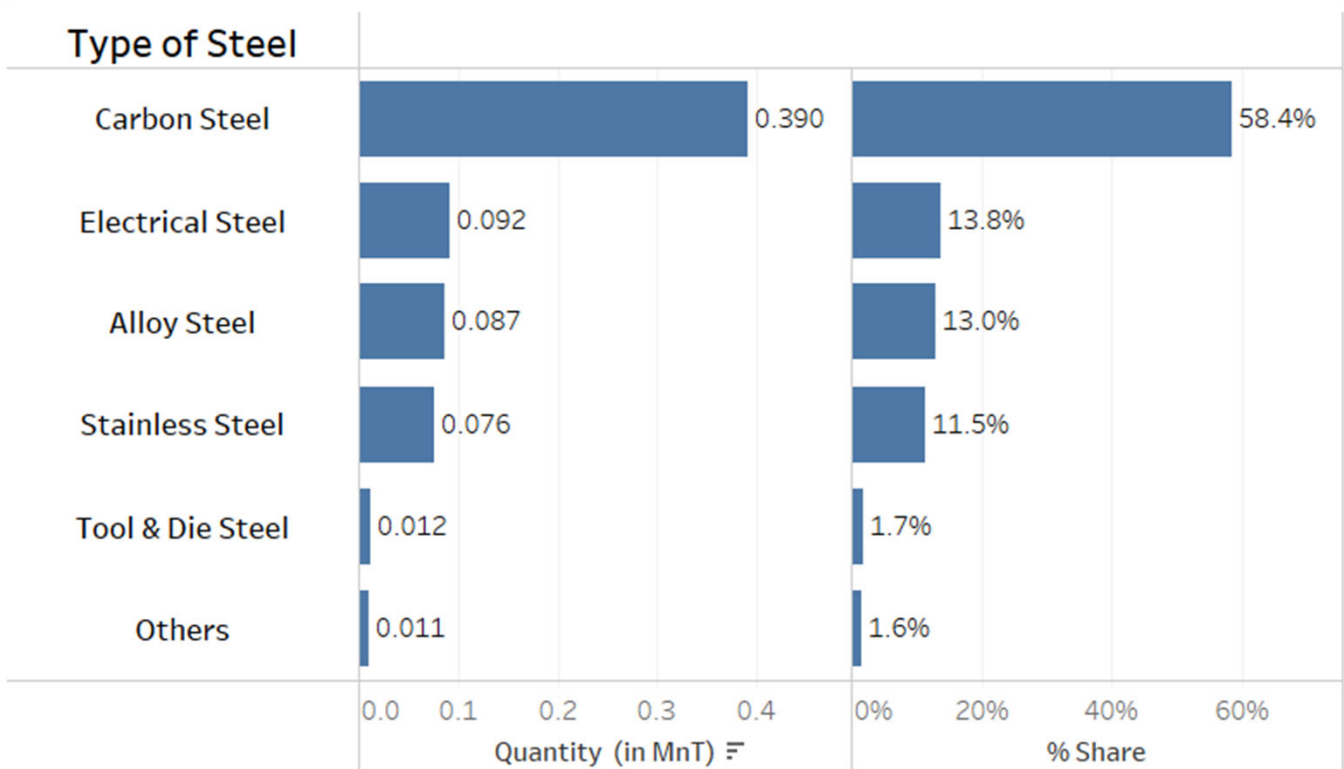
Import

Category	Quantity (in MnT)	% Share
SCRAP	0.840	49.1%
FINISHED STEEL	0.668	39.0%
SEMIS	0.204	11.9%
Grand Total	1.713	100.0%



Import of Finished Steel

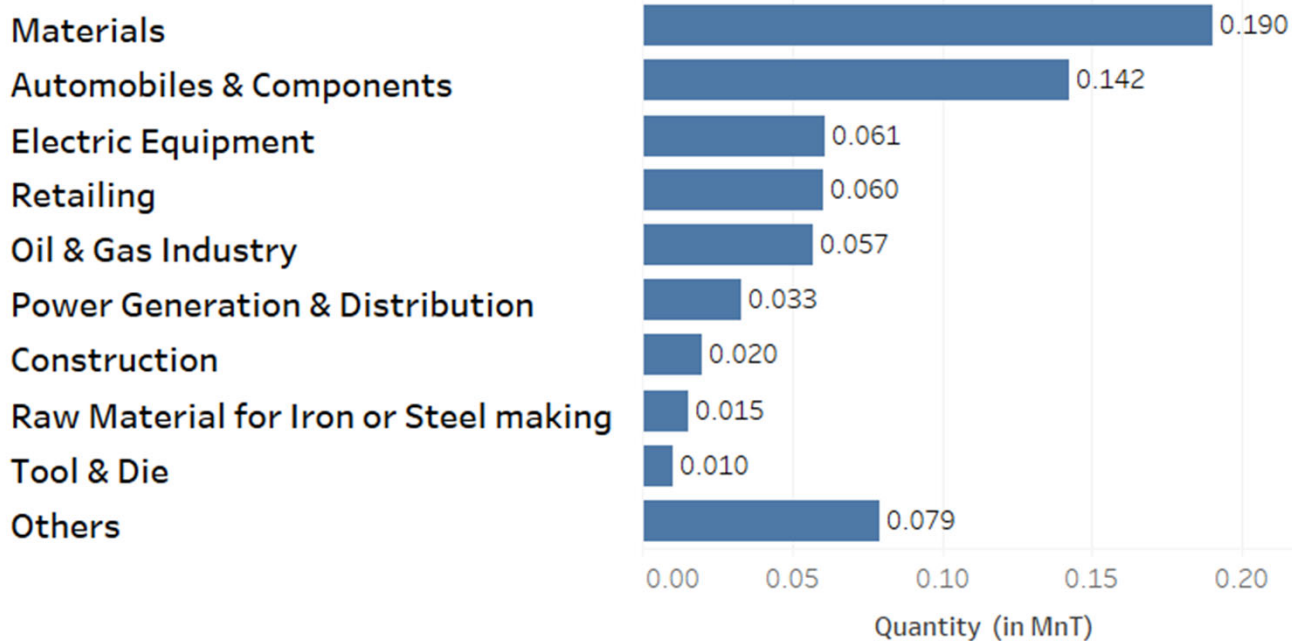
Type of Steel	Quantity (in MnT) ₹	% Share
Carbon Steel	0.390	58.4%
Electrical Steel	0.092	13.8%
Alloy Steel	0.087	13.0%
Stainless Steel	0.076	11.5%
Tool & Die Steel	0.012	1.7%
Others	0.011	1.6%
Grand Total	0.668	100.0%



Import of Finished Steel

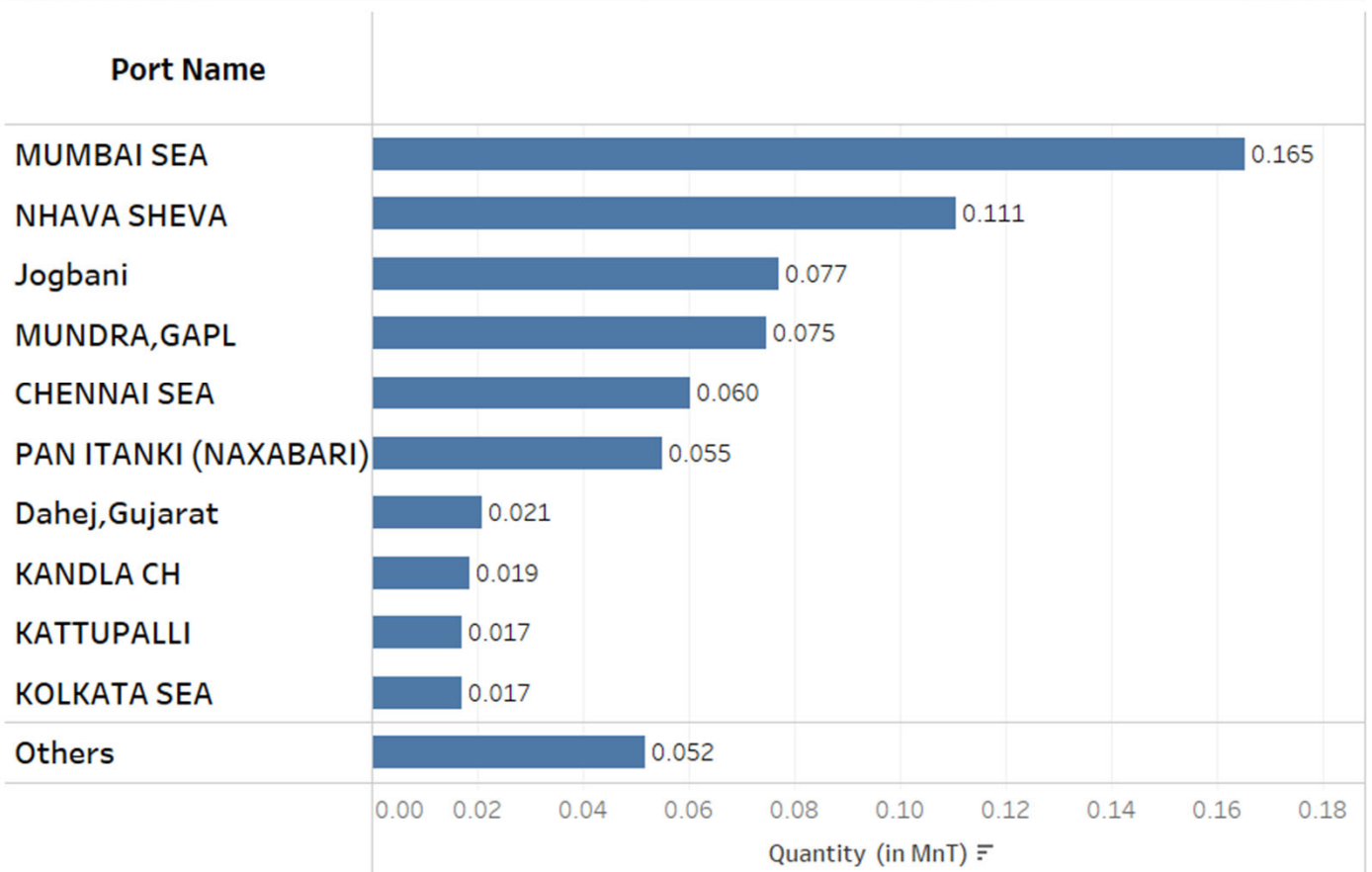
End Use	Quantity (in MnT)	% Share
Materials	0.190	28.5%
Automobiles & Components	0.142	21.3%
Electric Equipment	0.061	9.1%
Retailing	0.060	9.0%
Oil & Gas Industry	0.057	8.5%
Power Generation & Distribution	0.033	5.0%
Construction	0.020	3.0%
Raw Material for Iron or Steel making	0.015	2.3%
Tool & Die	0.010	1.6%
Others	0.079	11.9%
Grand Total	0.668	100.0%

End Use



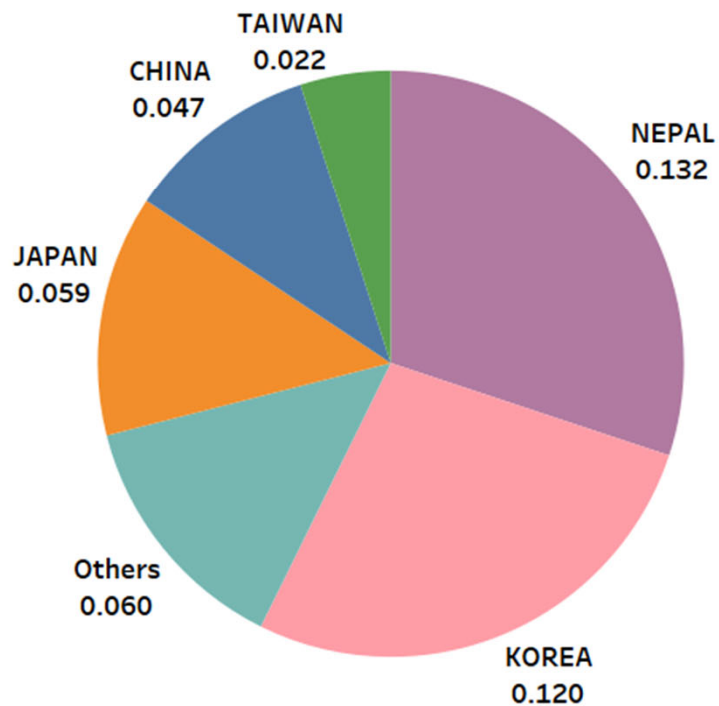
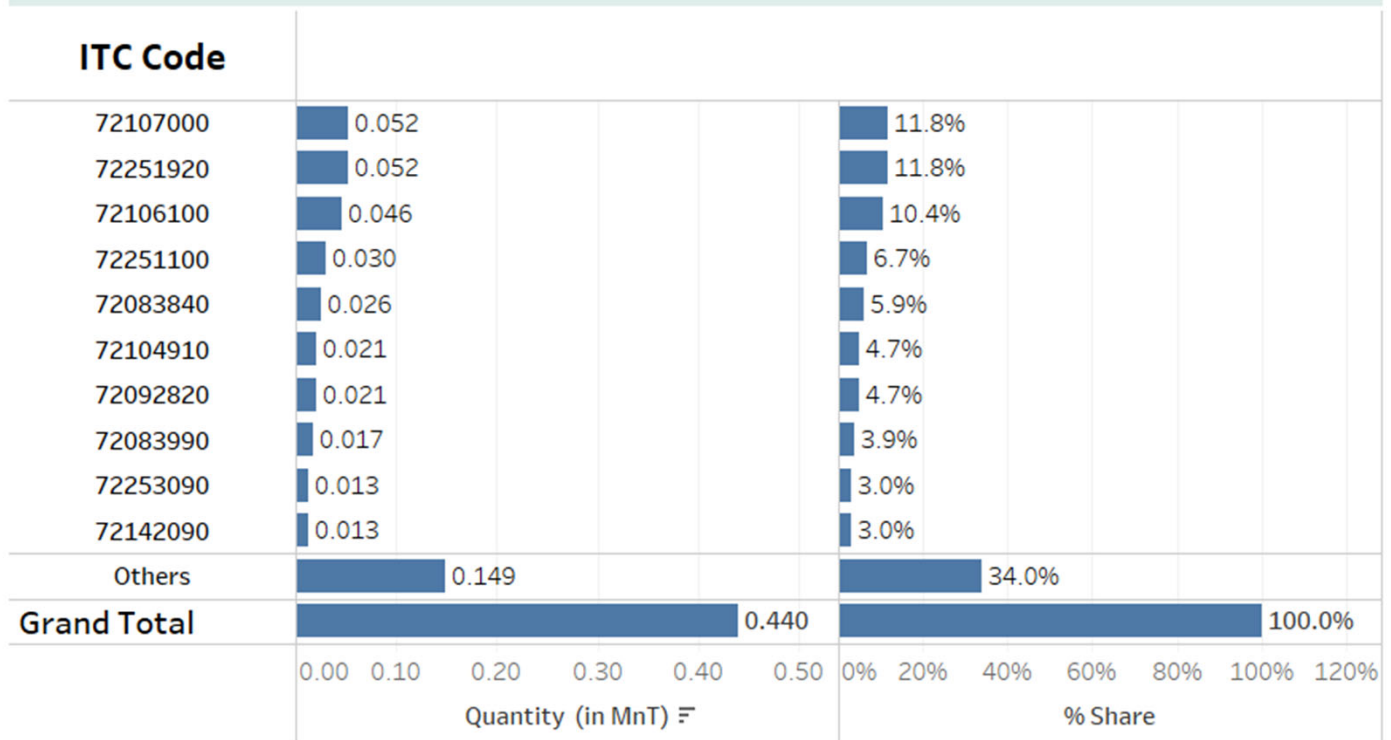
Import of Finished Steel

Port Name	Quantity (in MnT) ₹	% Share
MUMBAI SEA	0.165	24.7%
NHAVA SHEVA	0.111	16.5%
Jogbani	0.077	11.5%
MUNDRA,GAPL	0.075	11.2%
CHENNAI SEA	0.060	9.0%
PAN ITANKI (NAXABARI)	0.055	8.2%
DAHEJ, GUJARAT	0.021	3.1%
KANDLA CH	0.019	2.8%
KATTUPALLI	0.017	2.5%
KOLKATA SEA	0.017	2.5%
Others	0.052	7.7%
Grand Total	0.668	100.0%




Import of Finished Steel

Leading ITC Codes for Import





इस्पात मंत्रालय
MINISTRY OF
STEEL



इस्पाती इरादा